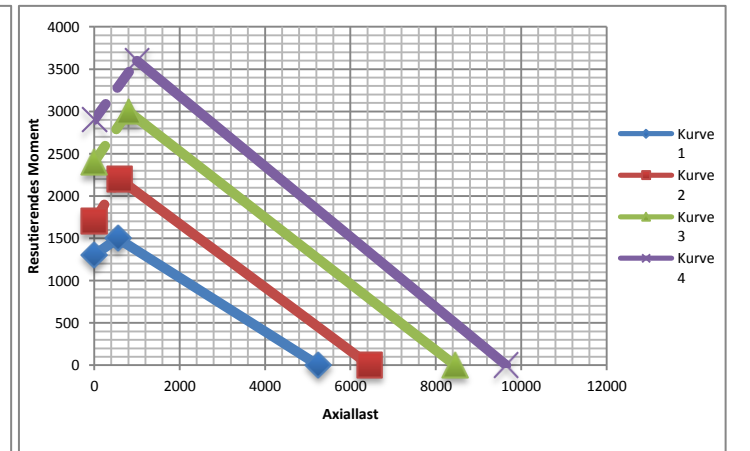
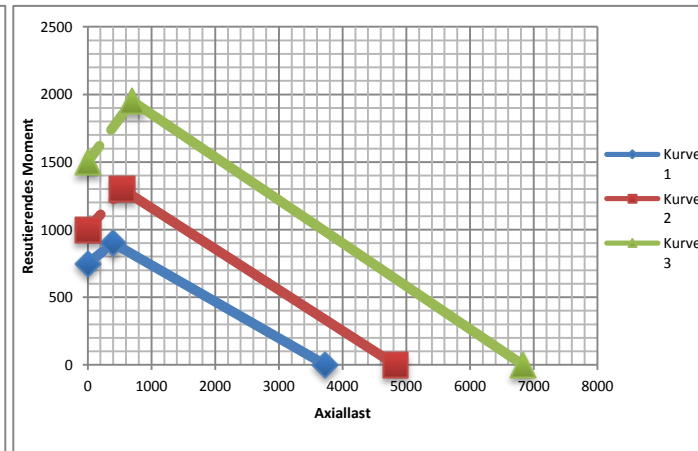
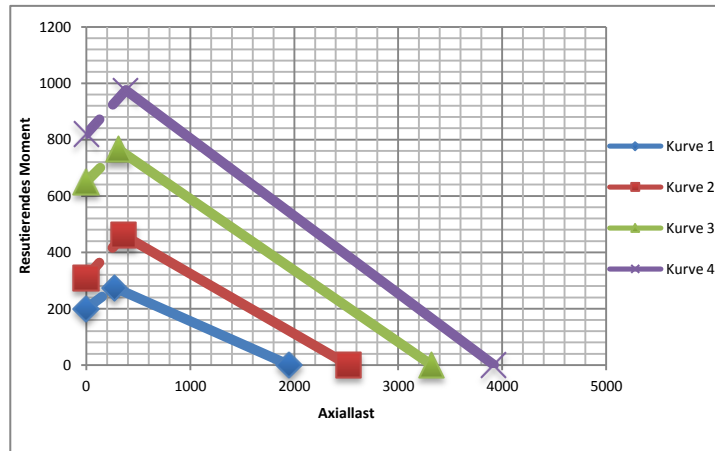


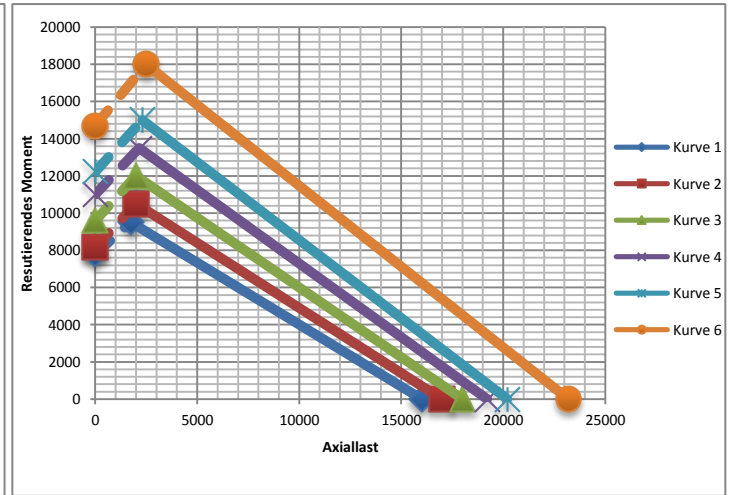
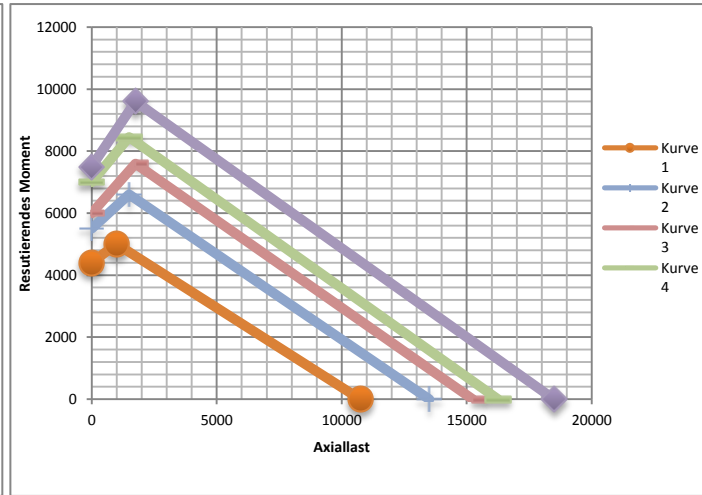
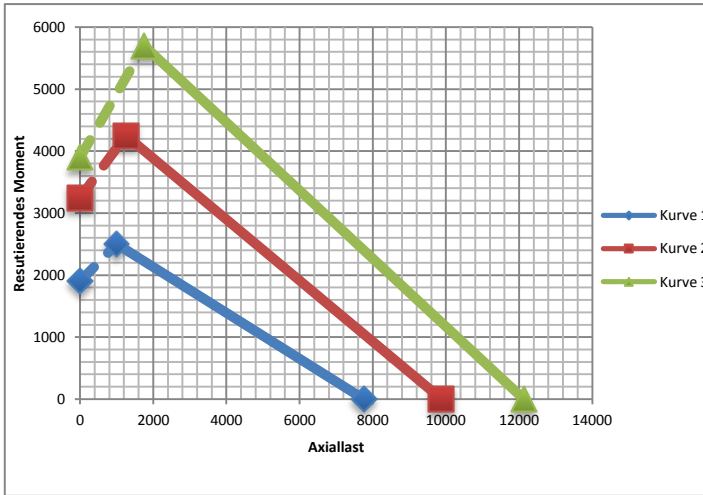
Standard Slewing Bearings

CRB Type	Raceway diameter	Outer diameter	Inner diameter	Overall height	Weight	External bolt circle diameter	Number of external bolt holes	External holes diameter	Internal bolt circle diameter	Number of internal bolt holes	Internal holes diameter	Outer Diameter of inner ring	Inner Diameter of outer ring	Outer ring height	Inner ring height	Module	Number of teeth	Teeth width	Curve
	DL (mm)	Da (mm)	Di (mm)	H (mm)	G (kg)	La (mm)	na	B/M(mm)	Li (mm)	ni	B/M(mm)	O (mm)	U (mm)	H1(mm)	H2(mm)	m	z	b(mm)	
021.20.0755.011.5112	755	862,8	679	82	101	800	24	M16	706	24	17,5/M16	797	771	58	78	6	142	50	1 (left)
021.20.0971.011.5112	971	1078,4	895	82	128	1015	30	M16	922	30	17,5/M16	1012	987	58	78	8	133	50	2 (left)
021.20.1220.011.5112	1220	1342,4	1140	82	178	1270	48	M16	1170	48	17,5/M16	1261	1238	58	78	8	165	58	3 (left)
021.20.1385.011.5112	1385	1502,4	1305	82	201	1435	54	M16	1335	54	17,5/M16	1426	1403	58	78	8	185	58	4 (left)
021.25.1200.001.5112	1200	1378	1100	102	301	1290	36	22	1135	36	22	1223	1215	76	96	10	135	76	1 (mid)
021.25.1461.001.5112	1461	1648	1360	102	381	1555	40	22	1395	40	22	1484	1479	76	96	10	162	76	2 (mid)
021.25.1800.001.5112	1800	2001,6	1700	102	488	1890	48	22	1735	48	22	1823	1818	76	96	12	164	76	3 (mid)
021.30.1440.001.5112	1440	1653,6	1320	120	520	1545	36	26	1365	36	26	1469	1460	91	114	12	135	91	1 (right)
021.30.1734.001.5112	1734	1953,6	1615	120	636	1845	44	26	1660	44	26	1763	1757	91	114	12	160	91	2 (right)
021.30.2031.001.4112	2031	2253,6	1910	120	755	2140	48	26	1955	48	26	2060	2054	91	114	12	185	91	3 (right)
021.30.2235.001.4112	2235	2457,6	2115	120	827	2345	52	26	2160	52	26	2264	2258	91	114	12	202	91	4 (right)



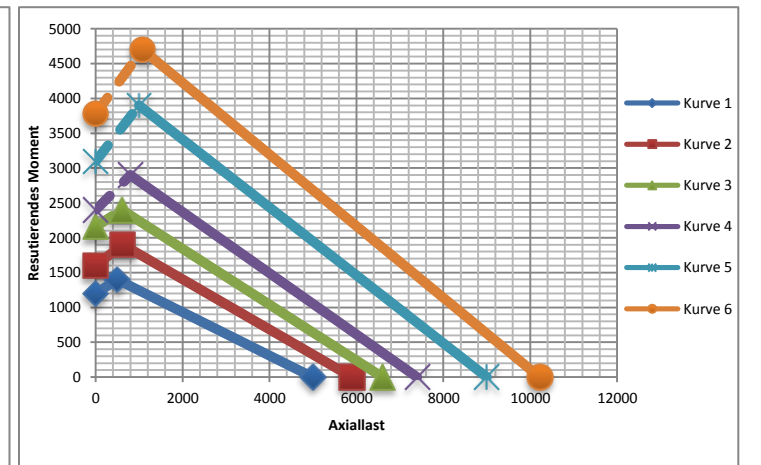
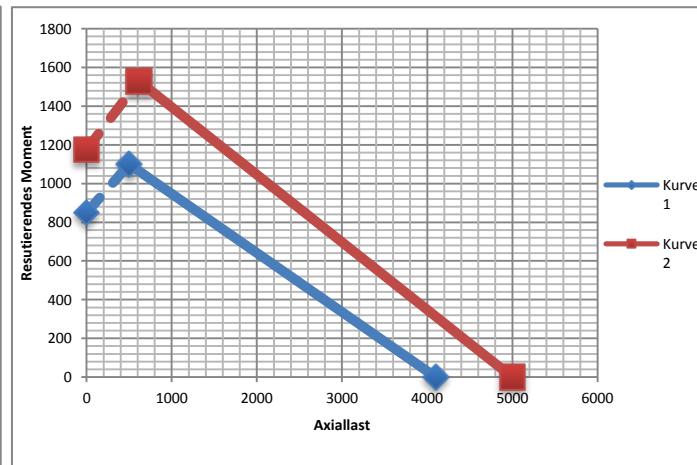
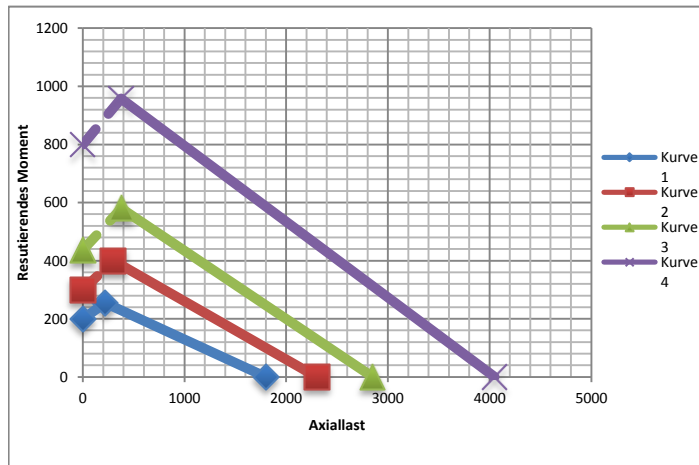
Standard Slewing Bearings

CRB Type	Raceway diameter	Outer diameter	Inner diameter	Overall height	Weight	External bolt circle diameter	Number of external bolt holes	External holes diameter	Internal bolt circle diameter	Number of internal bolt holes	Internal holes diameter	Outer Diameter of inner ring	Inner Diameter of outer ring	Outer ring height	Inner ring height	Module	Number of teeth	Teeth width	Curve
	DL (mm)	Da (mm)	Di (mm)	H (mm)	G (kg)	La (mm)	na	B/M(mm)	Li (mm)	ni	B/M(mm)	O (mm)	U (mm)	H1(mm)	H2(mm)	m	z	b(mm)	
021.35.1750.001.5112	1750	1985,2	1620	138	789	1860	44	26	1670	44	26	1784	1779	104	132	14	139	104	1 (left)
021.35.2220.001.4112	2220	2461,2	2090	138	1019	2335	60	26	2135	60	26	2254	2249	104	132	14	173	104	2 (left)
021.35.2620.001.4112	2620	2876,8	2490	138	1244	2735	60	26	2540	60	26	2654	2649	104	132	16	177	104	3 (left)
021.40.2240.001.4112	2240	2524,8	2090	156	1316	2375	48	33	2145	48	33	2272	2275	117	150	16	155	117	1 (mid)
021.40.2619.001.4112	2619	2912,4	2465	156	1615	2755	52	33	2520	52	33	2651	2654	117	150	18	159	117	2 (mid)
021.40.2795.001.4112	2795	3096	2645	156	1723	2930	54	33	2700	54	33	2827	2830	117	150	20	152	117	3 (mid)
021.40.2915.001.4112	2915	3216	2765	156	1790	3050	60	33	2820	60	33	2947	2950	117	150	20	158	117	4 (mid)
021.40.3150.001.4112	3150	3456	3000	156	1969	3285	60	33	3055	60	33	3182	3185	117	150	20	170	117	5 (mid)
021.50.2987.001.4112	2987	3290,4	2820	185	2288	3130	66	33	2880	66	33	3025	3022	138	178	18	180	138	1 (right)
021.50.3167.001.4112	3167	3470,4	3000	185	2431	3310	66	33	3060	66	33	3205	3202	138	178	18	190	138	2 (right)
021.50.3347.001.4112	3347	3650,4	3180	185	2566	3490	72	33	3240	72	33	3385	3382	138	178	18	200	138	3 (right)
021.50.3567.001.4112	3567	3866,4	3400	185	2702	3710	78	33	3460	78	33	3605	3602	138	178	18	212	138	4 (right)
021.50.3747.001.4112	3747	4046,4	3580	185	2837	3890	84	33	3640	84	33	3785	3782	138	178	18	222	138	5 (right)
021.50.4140.001.4112	4140	4456	3970	187	3282	4285	90	33	4030	90	33	4178	4175	140	178	20	220	140	6 (right)



Standard Slewing Bearings

CRB Type	Raceway diameter	Outer diameter	Inner diameter	Overall height	Weight	External bolt circle diameter	Number of external bolt holes	External holes diameter	Internal bolt circle diameter	Number of internal bolt holes	Internal holes diameter	Outer Diameter of inner ring	Inner Diameter of outer ring	Outer ring height	Inner ring height	Module	Number of teeth	Teeth width	Curve
	DL (mm)	Da (mm)	Di (mm)	H (mm)	G (kg)	La (mm)	na	B/M(mm)	Li (mm)	ni	B/M(mm)	O (mm)	U (mm)	H1(mm)	H2(mm)	m	z	b(mm)	
022.18.0748.021.5112	748	823	648	77	90	798	24	17,5	705	30	M16	710	734	54	74	6	110	45	1 (left)
022.20.0895.011.5112	895	971	784	82	118	944	30	17,5/M16	850	30	M16	854	879	58	78	8	100	50	2 (left)
022.20.1085.011.5112	1085	1161	960	90	154	1134	36	17,5/M16	1040	36	M16	1044	1069	66	78	10	98	55	3 (left)
022.20.1360.011.5112	1360	1440	1210	82	213	1410	54	17,5/M16	1300	54	M16	1319	1342	58	78	10	122	58	4 (left)
022.25.1360.001.5112	1360	1460	1180	102	336	1425	36	22	1270	36	22	1337	1342	76	96	10	119	76	1 (mid)
022.25.1600.001.5112	1600	1700	1404	102	405	1665	42	22	1510	42	22	1577	1582	76	96	12	118	76	2 (mid)
022.30.1381.001.5112	1381	1500	1164	120	474	1455	36	26	1275	36	26	1352	1358	91	114	12	98	91	1 (right)
022.30.1630.001.5112	1630	1750	1416	120	558	1705	40	26	1525	40	26	1602	1610	91	114	12	119	91	2 (right)
022.30.1800.001.5112	1800	1920	1568	120	643	1875	48	26	1695	48	26	1771	1777	91	114	14	113	91	3 (right)
022.30.1995.001.4112	1995	2115	1764	120	716	2070	48	26	1890	48	26	1966	1972	91	114	14	127	91	4 (right)
022.30.2330.001.4112	2330	2450	2100	120	839	2405	54	26	2225	54	26	2301	2307	91	114	14	151	91	5 (right)
022.30.2538.001.4112	2538	2660	2288	120	963	2615	60	26	2430	60	26	2509	2515	91	114	16	144	91	6 (right)



Standard Slewing Bearings

CRB Type	Raceway diameter	Outer diameter	Inner diameter	Overall height	Weight	External bolt circle diameter	Number of external bolt holes	External holes diameter	Internal bolt circle diameter	Number of internal bolt holes	Internal holes diameter	Outer Diameter of inner ring	Inner Diameter of outer ring	Outer ring height	Inner ring height	Module	Number of teeth	Teeth width	Curve
	DL (mm)	Da (mm)	Di (mm)	H (mm)	G (kg)	La (mm)	na	B/M(mm)	Li (mm)	ni	B/M(mm)	O (mm)	U (mm)	H1(mm)	H2(mm)	m	z	b(mm)	
022.35.1960.001.4112	1960	2090	1722	138	851	2045	52	26	1850	52	26	1926	1931	104	132	14	124	104	1 (left)
022.35.2500.001.4112	2500	2630	2254	138	1112	2585	66	26	2385	66	26	2466	2471	104	132	14	162	104	2 (left)
022.35.2690.001.4112	2690	2820	2432	138	1225	2775	72	26	2580	72	26	2656	2661	104	132	16	153	104	3 (left)
022.40.2199.001.4112	2199	2350	1920	156	1238	2295	52	33	2065	52	33	3168	2164	117	150	16	121	117	1 (right)
022.40.2622.001.4112	2622	2770	2336	156	1495	2715	60	33	2485	60	33	2590	2587	117	150	16	147	117	2 (right)
022.40.2950.001.4112	2950	3100	2646	156	1764	3045	60	33	2815	60	33	2918	2915	117	150	18	148	117	3 (right)
022.40.3300.001.4112	3300	3450	3006	156	1935	3395	66	33	3165	66	33	3268	3265	117	150	18	168	117	4 (right)
022.45.2940.001.4112	2940	3100	2656	175	1950	3045	66	33	2800	66	33	2903	2900	132	168	16	167	132	4 (left)
022.45.3400.001.4112	3400	3560	3080	175	2435	3505	72	33	3260	72	33	3363	3358	132	168	20	155	132	5 (left)
022.50.2559.001.4112	2559	2725	2250	185	1892	2670	60	33	2410	60	33	2522	2524	138	178	18	126	138	5 (right)
022.50.3520.001.4112	3520	3685	3200	185	2657	3630	78	33	3370	78	33	3482	3485	138	178	20	161	138	6 (right)
022.50.3739.001.4112	3739	3905	3420	185	2823	3850	84	33	3590	84	33	3701	3704	138	178	20	172	138	7 (right)
022.50.3839.001.4112	3839	4005	3520	185	2905	3950	84	33	3690	84	33	3801	3804	138	178	20	177	138	8 (right)

