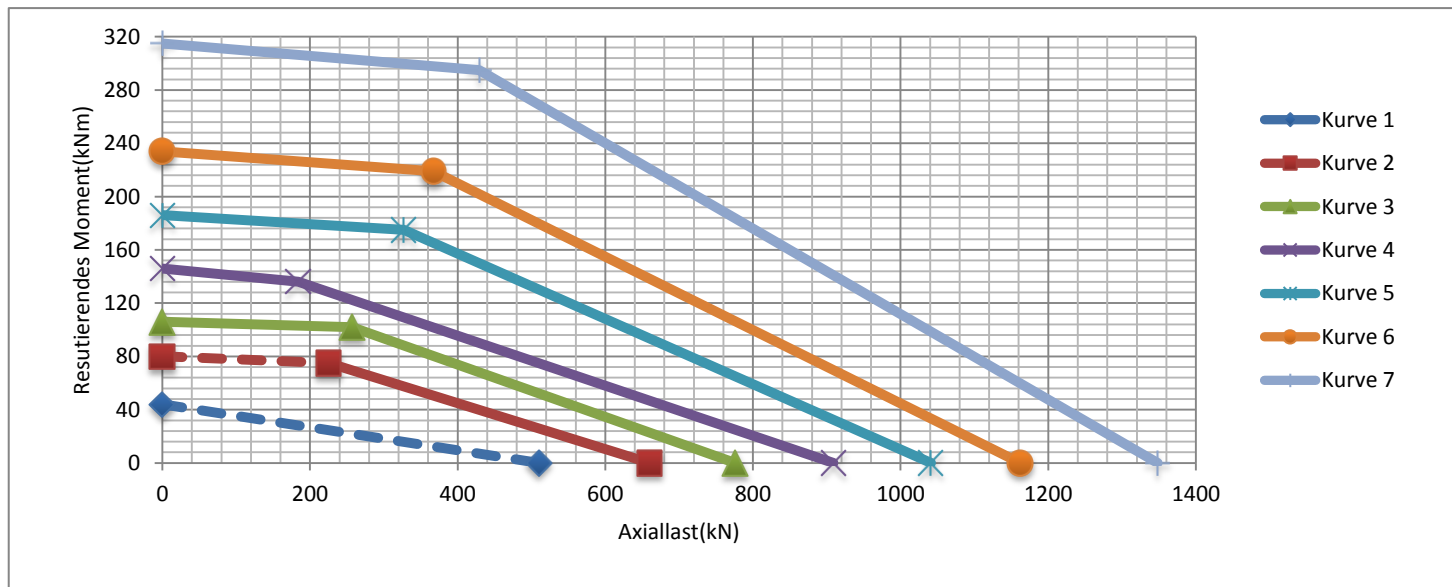


## Standard Slewing Bearings

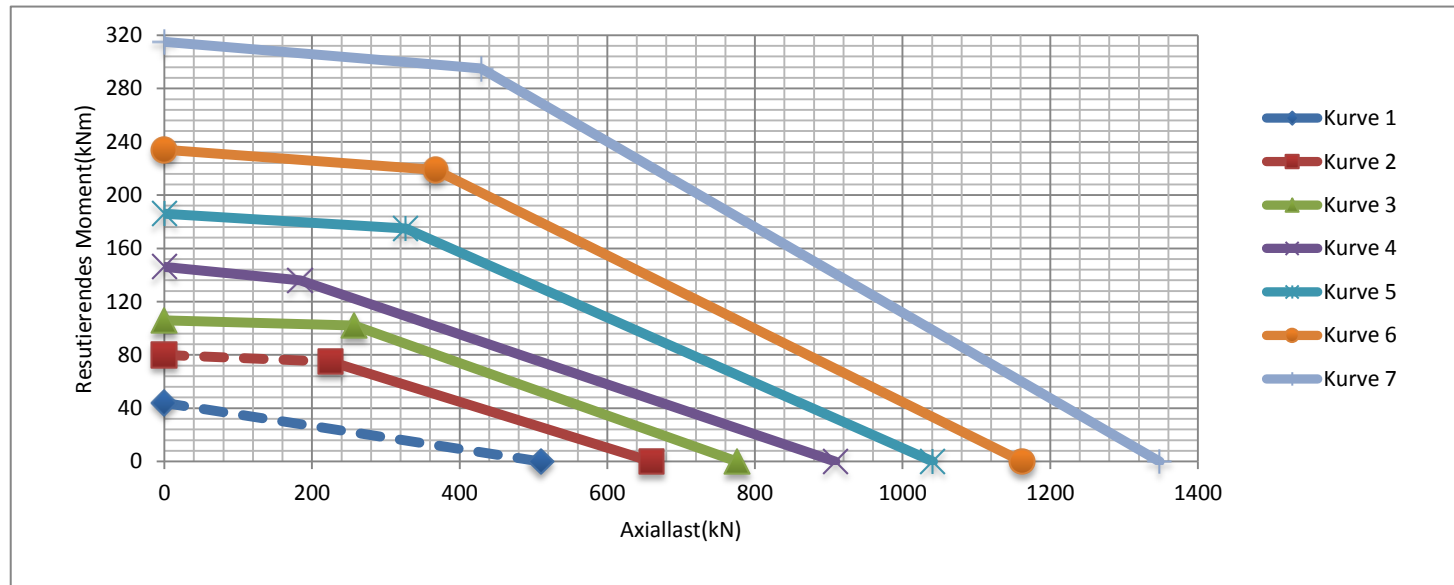
CRB Type	Raceway diameter	Outer diameter	Inner diameter	Overall height	Weight	External bolt circle diameter	Number of external bolt holes	External holes diameter	Internal bolt circle diameter	Number of internal bolt holes	Internal holes diameter	Outer Diameter of inner ring	Inner Diameter of outer ring	Outer ring height	Inner ring height	Module	Number of teeth	Teeth width	Curve
	DL (mm)	Da (mm)	Di (mm)	H (mm)	G (kg)	La (mm)	na	B/M(mm)	Li (mm)	ni	B/M(mm)	O (mm)	U (mm)	H1(mm)	H2(mm)	m	z	b(mm)	
110.14.0414.001.5112	414	484	344	56	28	460	24	14	368	24	14	413	415	45,5	45,5				1
110.14.0544.001.5112	544	614	474	56	38	590	32	14	498	32	14	543	545	45,5	45,5				2
110.14.0644.001.5112	644	714	574	56	44	690	36	14	598	36	14	643	645	45,5	45,5				3
110.14.0744.001.5112	744	814	674	56	52	790	40	14	698	40	14	743	745	45,5	45,5				4
110.14.0844.001.5112	844	914	774	56	60	890	40	14	798	40	14	843	845	45,5	45,5				5
110.14.0944.001.5112	944	1014	874	56	67	990	44	14	898	44	14	943	945	45,5	45,5				6
110.14.1094.001.5112	1094	1164	1024	56	77	1140	48	14	1048	48	14	1093	1095	45,5	45,5				7
111.14.0414.031.5112	414	503,3	344	56	32	455	20	M12	368	24	14	413	415	45,5	45,5	5	99	45,5	1
111.14.0544.031.5112	544	640,3	474	56	44	585	28	M12	498	32	14	543	545	45,5	45,5	6	105	45,5	2
111.14.0644.031.5112	644	742,3	574	56	52	685	32	M12	598	36	14	643	645	45,5	45,5	6	122	45,5	3
111.14.0744.031.5112	744	838,1	674	56	59	785	36	M12	698	40	14	743	745	45,5	45,5	6	138	45,5	4
111.14.0844.031.5112	844	950,1	774	56	71	885	36	M12	798	40	14	843	845	45,5	45,5	8	117	45,5	5
111.14.0944.031.5112	944	1046,1	874	56	77	985	40	M12	898	44	14	943	945	45,5	45,5	8	129	45,5	6
111.14.1094.031.5112	1094	1198,1	1024	56	91	1135	44	M12	1048	48	14	1093	1095	45,5	45,5	8	148	45,5	7
112.14.0414.021.5112	414	484	325	56	31	460	24	14	375	24	M12	415	413	45,5	45,5	5	67	45,5	1
112.14.0544.021.5112	544	614	444	56	43	590	32	14	505	32	M12	545	543	45,5	45,5	6	76	45,5	2
112.14.0644.021.5112	644	714	546	56	50	690	36	14	605	36	M12	645	643	45,5	45,5	6	93	45,5	3
112.14.0744.021.5112	744	814	648	56	58	790	40	14	705	40	M12	745	743	45,5	45,5	6	110	45,5	4
112.14.0844.021.5112	844	914	736	56	69	890	40	14	805	40	M12	845	843	45,5	45,5	8	94	45,5	5
112.14.0944.021.5112	944	1014	840	56	76	990	44	14	905	44	M12	945	943	45,5	45,5	8	107	45,5	6
112.14.1094.021.5112	1094	1164	984	56	91	1140	48	14	1055	48	M12	1095	1093	45,5	45,5	8	125	45,5	7



## Standard Slewing Bearings

CRB Type	Raceway diameter	Outer diameter	Inner diameter	Overall height	Weight	External bolt circle diameter	Number of external bolt holes	External holes diameter	Internal bolt circle diameter	Number of internal bolt holes	Internal holes diameter	Outer Diameter of inner ring	Inner Diameter of outer ring	Outer ring height	Inner ring height	Module	Number of teeth	Teeth width	Curve
	DL (mm)	Da (mm)	Di (mm)	H (mm)	G (kg)	La (mm)	na	B/M(mm)	Li (mm)	ni	B/M(mm)	O (mm)	U (mm)	H1(mm)	H2(mm)	m	z	b(mm)	
110.14.0414.101.5112	414	484	344	56	28	460	24	14	368	24	14	413	417	45,5	45,5				1
110.14.0544.101.5112	544	614	474	56	38	590	32	14	498	32	14	543	547	45,5	45,5				2
110.14.0644.101.5112	644	714	574	56	44	690	36	14	598	36	14	643	647	45,5	45,5				3
110.14.0744.101.5112	744	814	674	56	52	790	40	14	698	40	14	743	747	45,5	45,5				4
110.14.0844.101.5112	844	914	774	56	60	890	40	14	798	40	14	843	847	45,5	45,5				5
110.14.0944.101.5112	944	1014	874	56	67	990	44	14	898	44	14	943	947	45,5	45,5				6
110.14.1094.101.5112	1094	1164	1024	56	77	1140	48	14	1048	48	14	1093	1097	45,5	45,5				7
111.14.0414.131.5112	414	503,3	344	56	32	455	20	M12	368	24	14	413	417	45,5	45,5	5	99	45,5	1
111.14.0544.131.5112	544	640,3	474	56	44	585	28	M12	498	32	14	543	547	45,5	45,5	6	105	45,5	2
111.14.0644.131.5112	644	742,3	574	56	52	685	32	M12	598	36	14	643	647	45,5	45,5	6	122	45,5	3
111.14.0744.131.5112	744	838,1	674	56	59	785	36	M12	698	40	14	743	747	45,5	45,5	6	138	45,5	4
111.14.0844.131.5112	844	950,1	774	56	71	885	36	M12	798	40	14	843	847	45,5	45,5	8	117	45,5	5
111.14.0944.131.5112	944	1046,1	874	56	77	985	40	M12	898	44	14	943	947	45,5	45,5	8	129	45,5	6
111.14.1094.131.5112	1094	1198,1	1024	56	91	1135	44	M12	1048	48	14	1093	1097	45,5	45,5	8	148	45,5	7
112.14.0414.121.5112	414	484	325	56	31	460	24	14	375	24	M12	415	411	45,5	45,5	5	67	45,5	1
112.14.0544.121.5112	544	614	444	56	43	590	32	14	505	32	M12	545	541	45,5	45,5	6	76	45,5	2
112.14.0644.121.5112	644	714	546	56	50	690	36	14	605	36	M12	645	641	45,5	45,5	6	93	45,5	3
112.14.0744.121.5112	744	814	648	56	58	790	40	14	705	40	M12	745	741	45,5	45,5	6	110	45,5	4
112.14.0844.121.5112	844	914	736	56	69	890	40	14	805	40	M12	845	841	45,5	45,5	8	94	45,5	5
112.14.0944.121.5112	944	1014	840	56	76	990	44	14	905	44	M12	945	941	45,5	45,5	8	107	45,5	6
112.14.1094.121.5112	1094	1164	984	56	91	1140	48	14	1055	48	M12	1095	1091	45,5	45,5	8	125	45,5	7

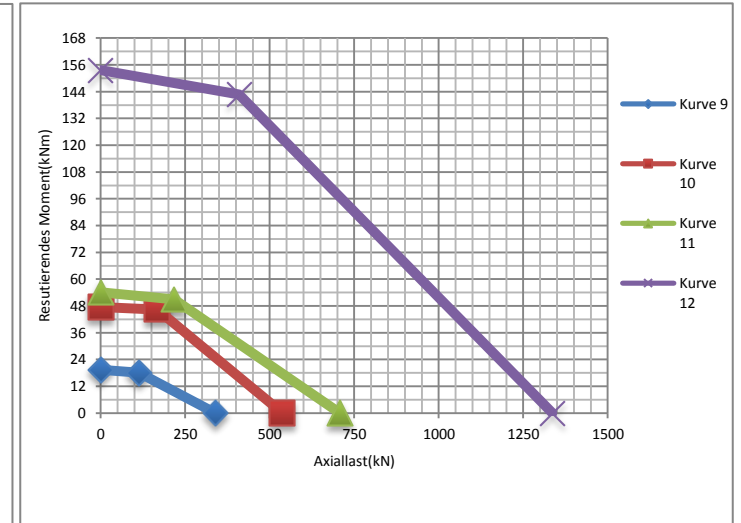
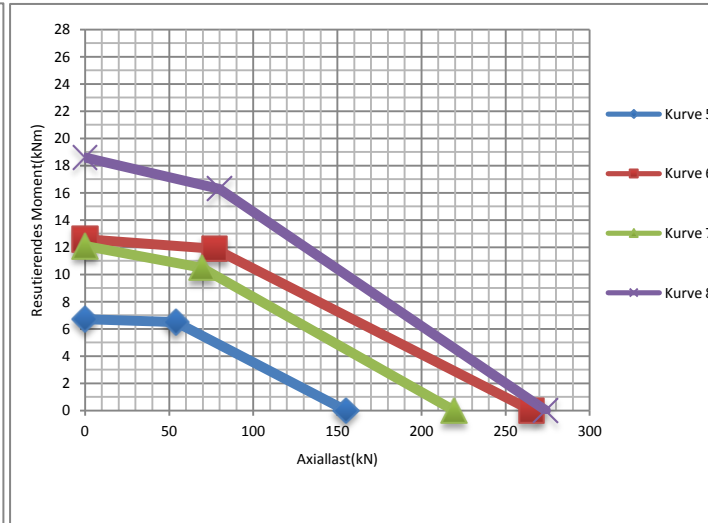
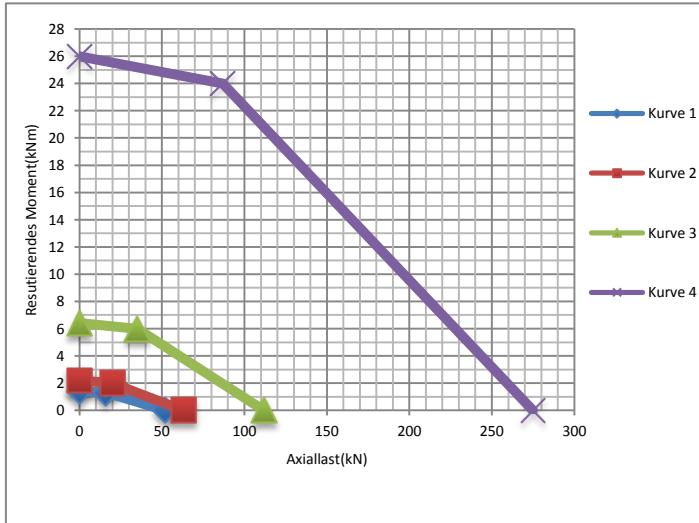
The standard centering are produced with IT9. If a higher precision is required, it is necessary to specify this with the order.



## Standard Slewing Bearings

CRB Type	Raceway diameter	Outer diameter	Inner diameter	Overall height	Weight	External bolt circle diameter	Number of external bolt holes	External holes diameter	Internal bolt circle diameter	Number of internal bolt holes	Internal holes diameter	Outer Diameter of inner ring	Inner Diameter of outer ring	Outer ring height	Inner ring height	Module	Number of teeth	Teeth width	Curve
	DL (mm)	Da/Zta (mm)	Di/Zti (mm)	H (mm)	G (kg)	La (mm)	na	B/M(mm)	Li (mm)	ni	B/M(mm)	O (mm)	U (mm)	H1(mm)	H2(mm)	m	z	b(mm)	
110.08.0120.131.5112	120	170	69	30	4	148	6	15/9	90	6	M8	-	-	29	30				1
110.08.0149.101.5112	149	196,85	101,6	22,22	3,6	177,8	16	6,9	115,8	16	6,9	-	149,6	22,22	22,22				2
110.08.0264.101.5112	264	311	215,9	25,4	6,9	295,3	12	13,7/8,7	231,8	12	13,7/8,7	263,4	264,6	25,4	25,4				3
110.08.0430.101.5112	430	480	380	26	12	462	20	9	398	20	9	429,4	430,6	26	26				4
110.12.0179.101.5112	179	234/232	124,5/126,5	35	7	214	12	11	144,5	12	11	178	180	30	30				5
110.12.0222.001.5112	222	300	140	36	12	270	12	18	170	12	18	220	224	30	30				6
110.16.0260.101.5112	260	329/327	191/193	46	16	305	20	14	215	20	14	259	261	41	41				9
110.16.0405.101.5112	405	474/472	336/338	46	25	450	30	14	360	30	14	404	406	41	41				10
110.30.0515.101.5112	515	646/644	384/386	86	115	598	18	26	432	18	26	514	516	79	79				12
111.12.0235.101.5112	235	318,8	171/173	40	13,3	275	12	13	195	12	13	234	238	35	35	4	78	35	7
111.20.0352.101.5112	352	462	274	59	34,5	407	24	14	298	24	14	351	353	54	59	6	75	30	11
112.12.0288.101.5112	288	340/338	216	38	12	324	20	9	252	20	9	289	285	33	33	4	56	33	8

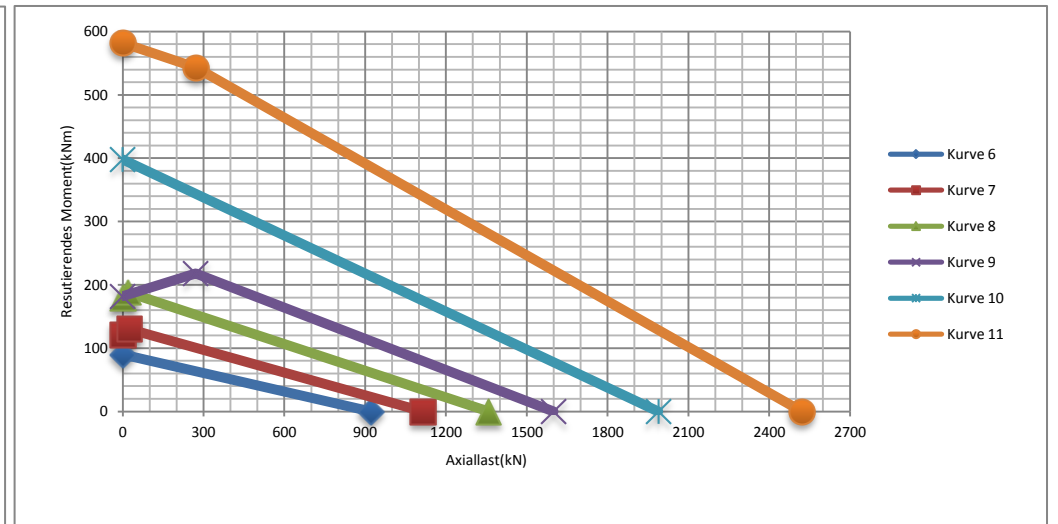
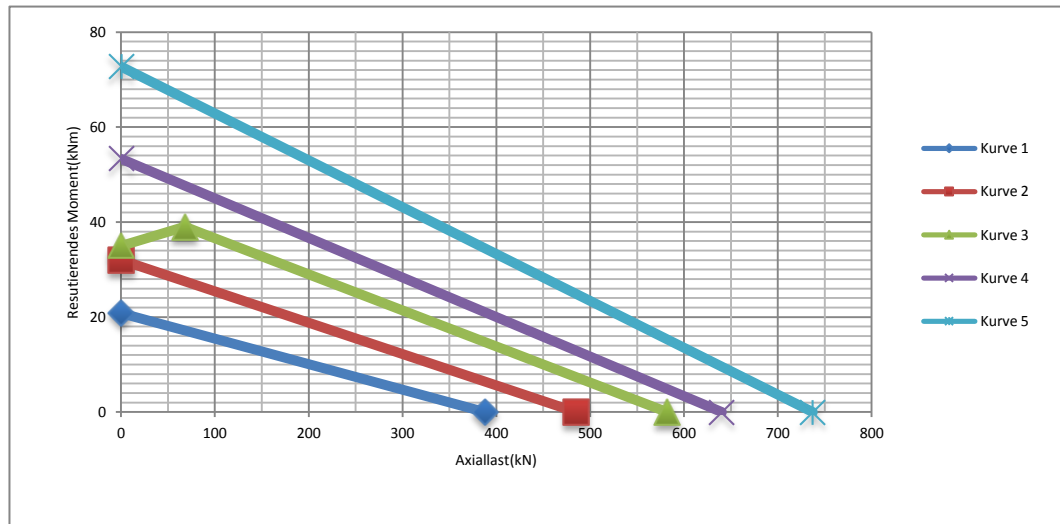
The standard centering are produced with IT9. If a higher precision is required, it is necessary to specify this with the order.



## Standard Slewing Bearings

CRB Type	Raceway diameter	Outer diameter	Inner diameter	Overall height	Weight	External bolt circle diameter	Number of external bolt holes	External holes diameter	Internal bolt circle diameter	Number of internal bolt holes	Internal holes diameter	Outer Diameter of inner ring	Inner Diameter of outer ring	Outer ring height	Inner ring height	Module	Number of teeth	Teeth width	Curve
	DL (mm)	Da/Zta (mm)	Di/Zti (mm)	H (mm)	G (kg)	La (mm)	na	B/M(mm)	Li (mm)	ni	B/M(mm)	O (mm)	U (mm)	H1(mm)	H2(mm)	m	z	b(mm)	
110.20.0220.101.5112	220	300/298	140/142	52	16	270	12	18	170	12	18	-	-	44	44				1
110.20.0270.101.5112	270	350/348	190/192	52	20	320	16	18	220	16	18	-	-	44	44				2
110.20.0307.101.5112	307	403,5	234/235	55	26	358	24	13	259	28	13	-	312	47	45				3
110.20.0340.001.5112	340	440	240	60	37	400	18	22	280	18	22	-	-	53	53				4
110.20.0405.101.5112	405	474	336	46	24	450	30	14	360	30	14	-	-	41	41				5
110.25.0400.101.5112	400	500/495	305/306	75	51	466	30	18	336	30	18	-	-	63	63				6
110.25.0475.101.5112	475	589/565	383/384	75	66	540	36	16	410	36	16	-	-	60	63				7
110.25.0574.101.5112	574	700	479/480	77	90	640	36	18	508	36	18	-	-	64	64				8
110.25.0675.101.5112	675	816	573/574	90	137	753	18	22	604	18	22	-	682	73	70				9
110.25.0823.101.5112	823	979	717/718	100	193	893	36	22	753	36	22	-	845	79	82				10
110.30.0980.101.5112	980	1144	869/870	100	248	1050	36	22	910	36	22	-	993	79	84				11

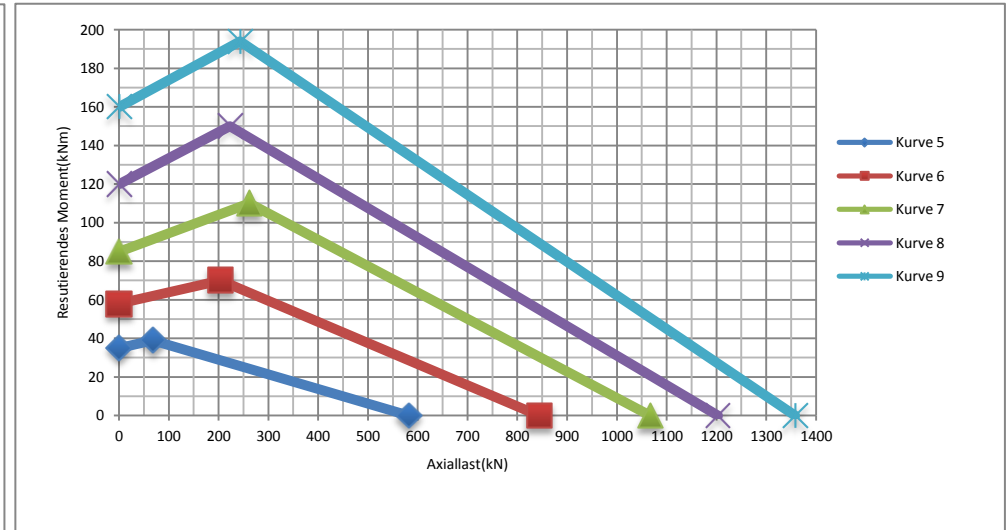
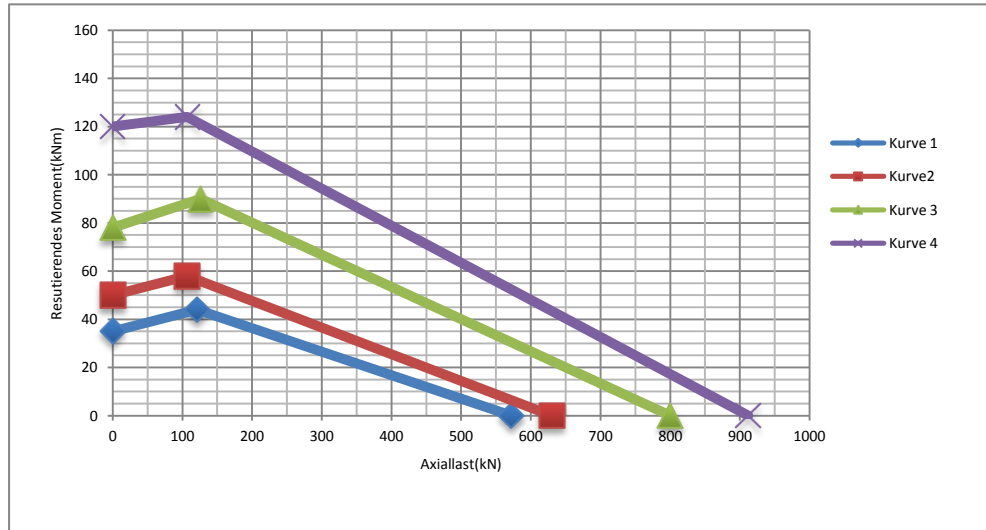
The standard centering are produced with IT9. If a higher precision is required, it is necessary to specify this with the order.



## Standard Slewing Bearings

CRB Type	Raceway diameter	Outer diameter	Inner diameter	Overall height	Weight	External bolt circle diameter	Number of external bolt holes	External holes diameter	Internal bolt circle diameter	Number of internal bolt holes	Internal holes diameter	Outer Diameter of inner ring	Inner Diameter of outer ring	Outer ring height	Inner ring height	Module	Number of teeth	Teeth width	Curve
	DL (mm)	Da/Zta (mm)	Di/Zti (mm)	H (mm)	G (kg)	La (mm)	na	B/M(mm)	Li (mm)	ni	B/M(mm)	O (mm)	U (mm)	H1(mm)	H2(mm)	m	z	b(mm)	
111.16.0400.001.5112	400	495,2	325	55	33	448	16	13,5	352	16	13,5	398	402	46	46	4	121	46	1
111.16.0450.001.5112	450	554	369	55	41	500	16	15,5	400	16	15,5	448	452	46	46	5	108	46	2
111.16.0560.001.5112	560	664	479	55	50	610	20	15,5	510	20	15,5	558	562	46	46	5	130	46	3
111.16.0630.001.5112	630	742,8	543	55	61	682	20	17,5	578	20	17,5	628	632	46	46	6	121	46	4
111.20.0307.101.5112	307	403,5	234/235	55	25	358	24	13	259	28	13	-	312	47	45	4,5	88	39	5
111.20.0450.001.5112	450	562,8	364	62	49	505	16	15,5	395	16	15,5	448	452	53	53	6	91	53	6
111.20.0560.001.5112	560	676,8	474	62	62	615	20	15,5	505	20	15,5	558	562	53	53	6	110	53	7
111.20.0630.001.5112	630	758,4	538	62	76	687	20	17,5	573	20	17,5	628	632	53	53	8	92	53	8
111.20.0710.001.5112	710	838,4	618	62	85	767	24	17,5	653	24	17,5	708	712	53	53	8	102	53	9

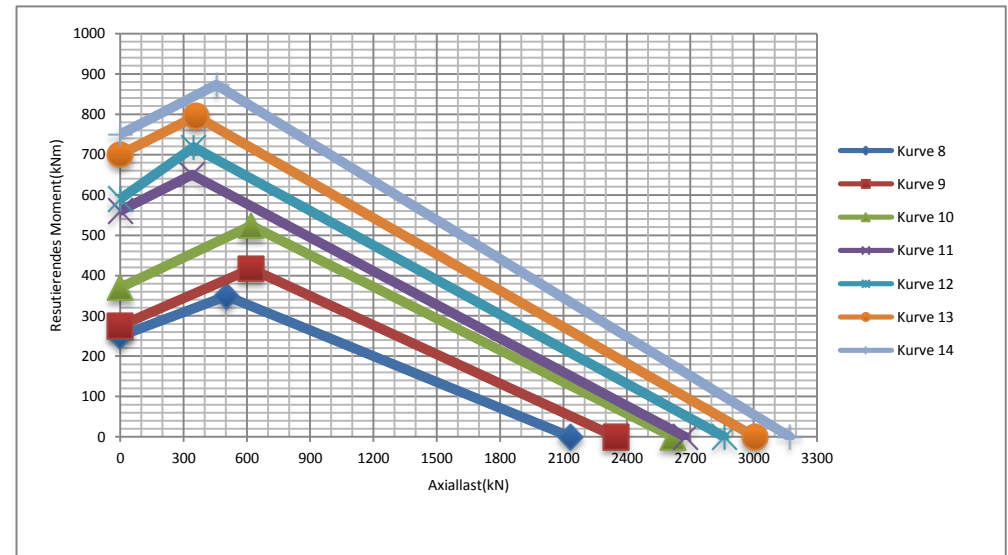
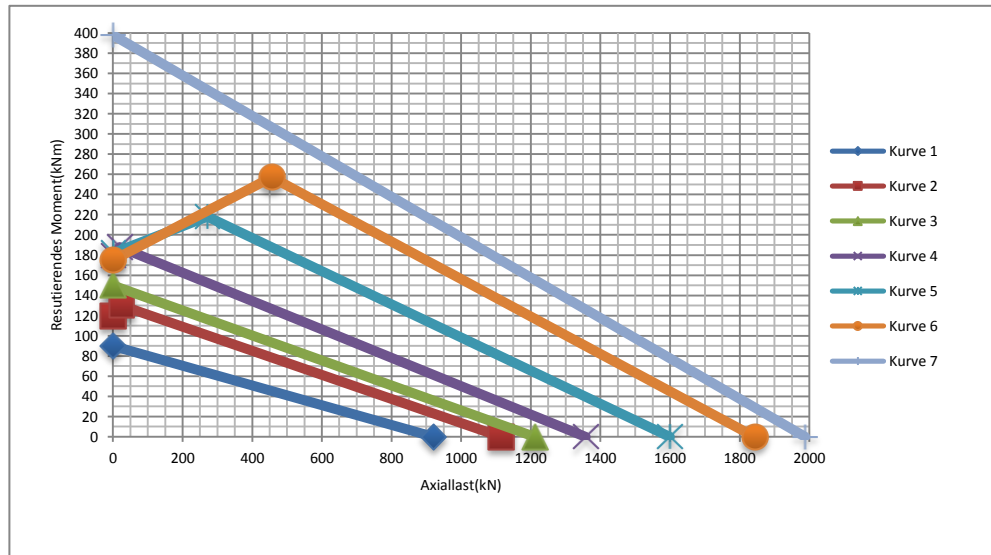
The standard centering are produced with IT9. If a higher precision is required, it is necessary to specify this with the order.



## Standard Slewing Bearings

CRB Type	Raceway diameter	Outer diameter	Inner diameter	Overall height	Weight	External bolt circle diameter	Number of external bolt holes	External holes diameter	Internal bolt circle diameter	Number of internal bolt holes	Internal holes diameter	Outer Diameter of inner ring	Inner Diameter of outer ring	Outer ring height	Inner ring height	Module	Number of teeth	Teeth width	Curve
	DL (mm)	Da/Zta (mm)	Di/Zti (mm)	H (mm)	G (kg)	La (mm)	na	B/M(mm)	Li (mm)	ni	B/M(mm)	O (mm)	U (mm)	H1(mm)	H2(mm)	m	z	b(mm)	
111.25.0400.101.5112	400	535/495	305/306	75	61	466	18	20	336	18	20	-	-	63	63	8	65	55	1
111.25.0475.101.5112	475	589/565	383/384	75	62	540	36	16	410	36	16	-	-	60	63	5	116	50	2
111.25.0508.101.5112	508	654/610	390/392	85	98	582	30	22	432	30	22	-	-	73	73	8	80	60	3
111.25.0574.101.5112	574	700	479/480	77	85	640	36	18	508	36	18	-	-	64	64	6	114	60	4
111.25.0675.101.5112	675	816	573/574	90	129	753	18	22	604	18	22	-	682	73	70	6	132	65	5
111.25.0764.001.5112	764	892,8	662	73	116	830	24	17,5	698	24	17,5	762	766	64	64	6	146	64	6
111.25.0823.101.5112	823	979	717/718	100	178	893	36	22	753	36	22	-	845	79	82	10	94	65	7
111.25.0886.001.5112	886	1030,4	784	73	144	952	30	17,5	820	30	17,5	884	888	64	64	8	126	64	8
111.25.0980.001.5112	980	1118,4	878	73	155	1046	30	17,5	914	30	17,5	978	982	64	64	8	137	64	9
111.25.1077.001.5112	1077	1228	975	73	178	1143	36	17,5	1011	36	17,5	1075	1079	64	64	10	120	64	10
111.25.1120.001.5112	1120	1278	1008	73	195	1188	36	22	1052	36	22	1118	1122	64	64	10	125	64	11
111.25.1180.001.5112	1180	1338	1068	73	206	1248	36	22	1112	36	22	1178	1182	64	64	10	131	64	12
111.25.1250.001.5112	1250	1408	1138	73	216	1318	40	22	1182	40	22	1248	1252	64	64	10	138	64	13
111.25.1320.001.5112	1320	1497,6	1208	73	247	1388	40	22	1252	40	22	1318	1322	64	64	12	122	64	14

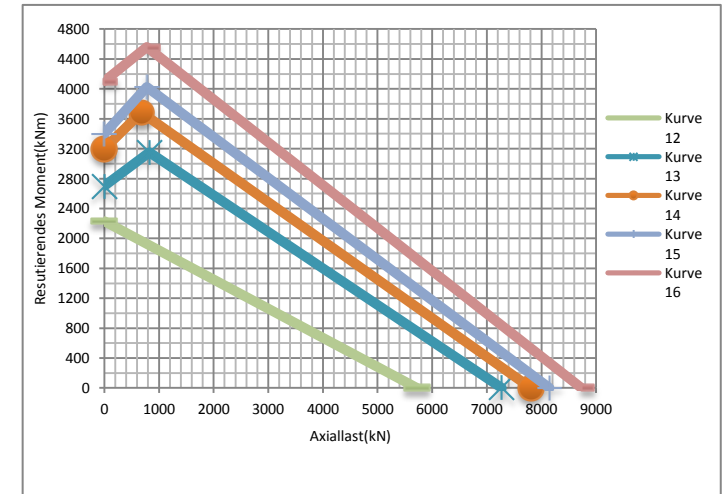
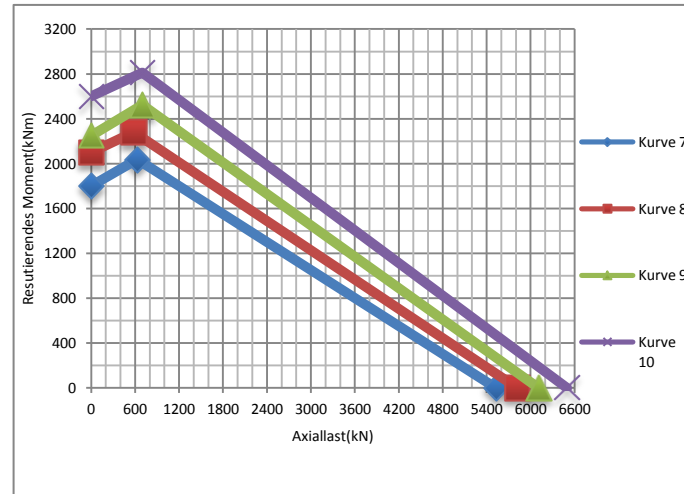
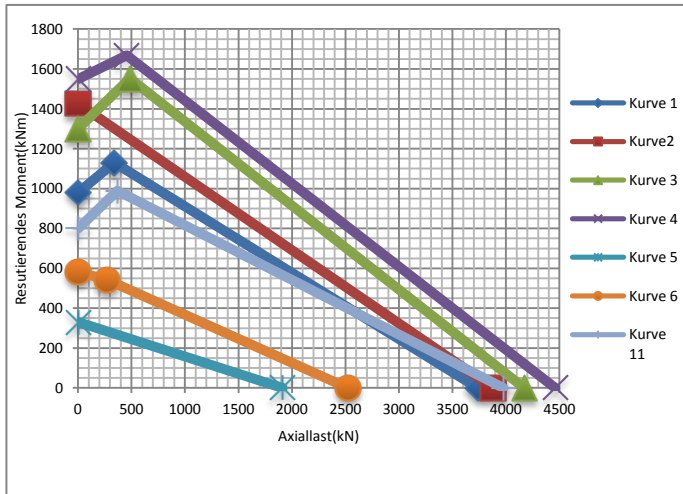
The standard centering are produced with IT9. If a higher precision is required, it is necessary to specify this with the order.



## Standard Slewing Bearings

CRB Type	Raceway diameter	Outer diameter	Inner diameter	Overall height	Weight	External bolt circle diameter	Number of external bolt holes	External holes diameter	Internal bolt circle diameter	Number of internal bolt holes	Internal holes diameter	Outer Diameter of inner ring	Inner Diameter of outer ring	Outer ring height	Inner ring height	Module	Number of teeth	Teeth width	Curve
	DL (mm)	Da/Zta (mm)	Di/Zti (mm)	H (mm)	G (kg)	La (mm)	na	B/M(mm)	Li (mm)	ni	B/M(mm)	O (mm)	U (mm)	H1(mm)	H2(mm)	m	z	b(mm)	
111.28.1400.001.5112	1400	1593,6	1266	80	332	1482	36	26	1318	36	26	1398	1402	71	71	12	130	71	1
111.28.1500.001.5112	1500	1689,6	1366	80	349	1582	40	26	1418	40	26	1498	1502	71	71	12	138	71	2
111.28.1600.001.5112	1600	1803,2	1466	80	388	1682	40	26	1518	40	26	1598	1602	71	71	14	126	71	3
111.28.1700.001.5112	1700	1915,2	1566	80	431	1782	44	26	1618	44	26	1698	1702	71	71	14	134	71	4
111.30.0734.101.5112	734	886	610/615	85	155	810	30	22	658	30	22	-	740	75	70	8	108	75	5
111.30.0980.101.5112	980	1144	869	100	228	1050	36	22	910	36	22	-	993	79	84	10	111	67	6
111.36.1700.001.5112	1700	1943,2	1529	100	653	1805	32	33	1595	32	33	1698	1702	90	90	14	136	90	7
111.36.1800.001.5112	1800	2041,2	1629	100	685	1905	36	33	1695	36	33	1798	1802	90	90	14	143	90	8
111.36.1900.001.4112	1900	2139,2	1729	100	721	2005	36	33	1795	36	33	1898	1902	90	90	14	150	90	9
111.36.2000.001.4112	2000	2237,2	1829	100	749	2105	40	33	1895	40	33	1998	2002	90	90	14	157	90	10
111.40.1116.101.5112	1116	1289,5/1240	984/985	114	330	1198	40	22	1035	40	22	-	-	90	94	10	125	78	11
111.40.1595.101.5112	1595	1836	1433	135	791	1700	45	30	1485	45	30	-	1608	120	115	16	112	120	12
111.40.2000.001.4112	2000	2252,8	1824	108	848	2110	42	33	1890	42	33	1997	2003	98	98	16	138	98	13
111.40.2128.001.4112	2128	2380,8	1952	108	896	2238	48	33	2018	48	33	2125	2131	98	98	16	146	98	14
111.40.2240.001.4112	2240	2492,8	2064	108	946	2350	48	33	2130	48	33	2237	2243	98	98	16	153	98	15
111.40.2368.001.4112	2368	2620,8	2192	108	993	2478	56	33	2258	56	33	2365	2371	98	98	16	161	98	16

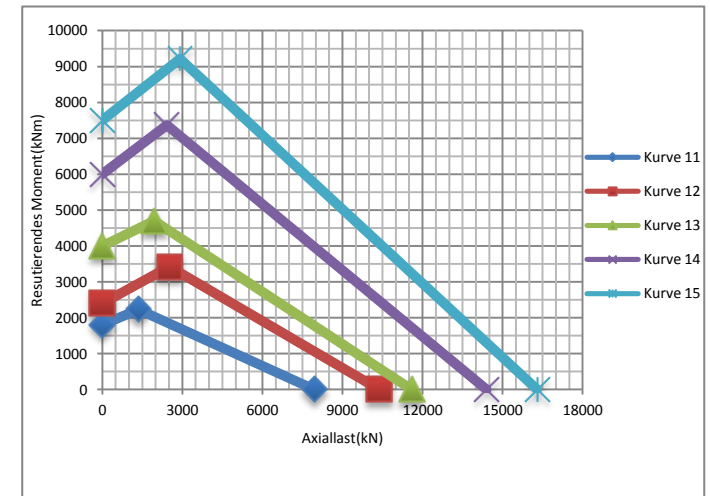
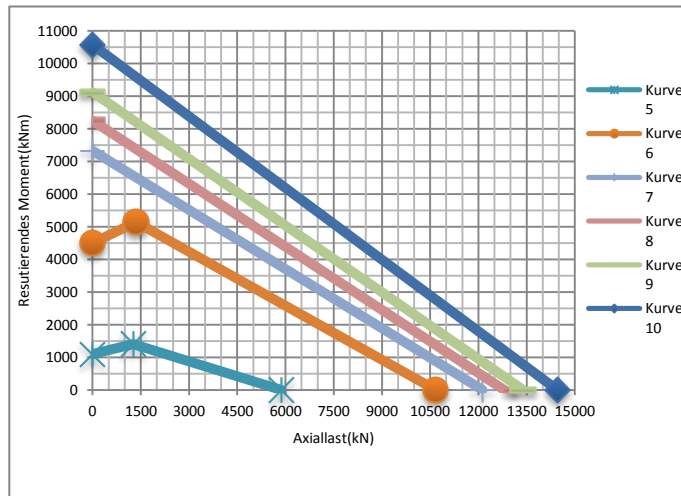
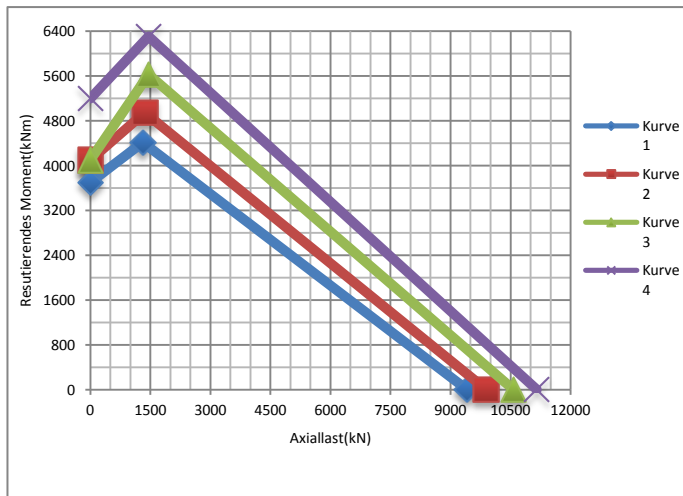
The standard centering are produced with IT9. If a higher precision is required, it is necessary to specify this with the order.



## Standard Slewing Bearings

CRB Type	Raceway diameter	Outer diameter	Inner diameter	Overall height	Weight	External bolt circle diameter	Number of external bolt holes	External holes diameter	Internal bolt circle diameter	Number of internal bolt holes	Internal holes diameter	Outer Diameter of inner ring	Inner Diameter of outer ring	Outer ring height	Inner ring height	Module	Number of teeth	Teeth width	Curve
	DL (mm)	Da/Zta (mm)	Di/Zti (mm)	H (mm)	G (kg)	La (mm)	na	B/M(mm)	Li (mm)	ni	B/M(mm)	O (mm)	U (mm)	H1(mm)	H2(mm)	m	z	b(mm)	
111.45.2240.001.4112	2240	2516,4	2057	119	1122	2357	48	33	2123	48	33	2237	2243	109	109	18	137	109	1
111.45.2366.001.4112	2366	2642,4	2183	119	1182	2483	52	33	2249	52	33	2363	2369	109	109	18	144	109	2
111.45.2510.001.4112	2510	2786,4	2327	119	1258	2627	56	33	2393	56	33	2507	2513	109	109	18	152	109	3
111.45.2654.001.4112	2654	2930,4	2471	119	1329	2771	60	33	2537	60	33	2651	2657	109	109	18	160	109	4
111.50.1250.101.5112	1250	1476/1415	1084/1085	110	503	1350	40	26	1150	40	26	-	-	91	100	10	144	77	5
111.50.2242.101.4112	2242	2534	2042/2049	144	1482	2373	60	33	2112	60	33	-	2260	132	122	18	138	132	6
111.50.2500.001.4112	2500	2796	2309	130	1453	2625	60	33	2375	60	33	2497	2503	120	120	20	137	120	7
111.50.2660.001.4112	2660	2956	2469	130	1544	2785	64	33	2535	64	33	2657	2663	120	120	20	145	120	8
111.50.2800.001.4112	2800	3096	2609	130	1616	2925	72	33	2675	72	33	2797	2803	120	120	20	152	120	9
111.50.3000.001.4112	3000	3296	2809	130	1733	3125	76	33	2875	76	33	2997	3003	120	120	20	162	120	10
111.60.1390.101.5112	1390	1604/1551	1206/1208	130	653	1500	48	30	1280	48	30	-	1394	112	116	10	157	85	11
111.60.1790.101.5112	1790	2027	1615/1617	150	1004	1905	48	30	1675	48	30	-	1808	130	128	14	142	130	12
111.60.2002.101.4112	2002	2267	1815/1822	140	1174	2124	72	30	1880	72	30	-	2013	129	119	16	139	129	13
111.60.2500.101.4112	2500	2790	2290/2297	164	1895	2640	72	33	2360	72	33	-	2508	148	142	18	151	148	14
111.60.2810.101.4112	2810	3116	2600/2607	164	2197	2950	80	33	2670	80	33	-	2818	148	142	20	152	148	15

The standard centering are produced with IT9. If a higher precision is required, it is necessary to specify this with the order.

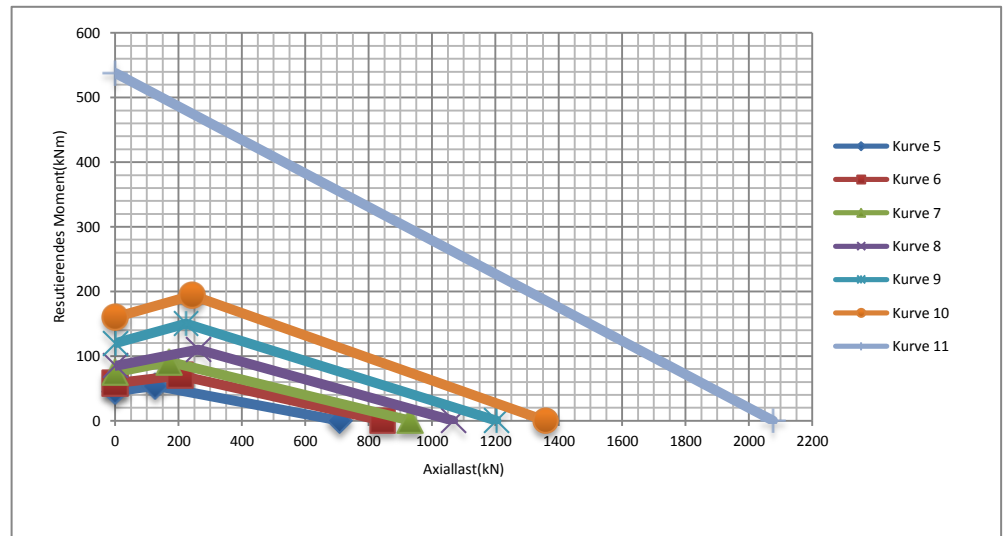
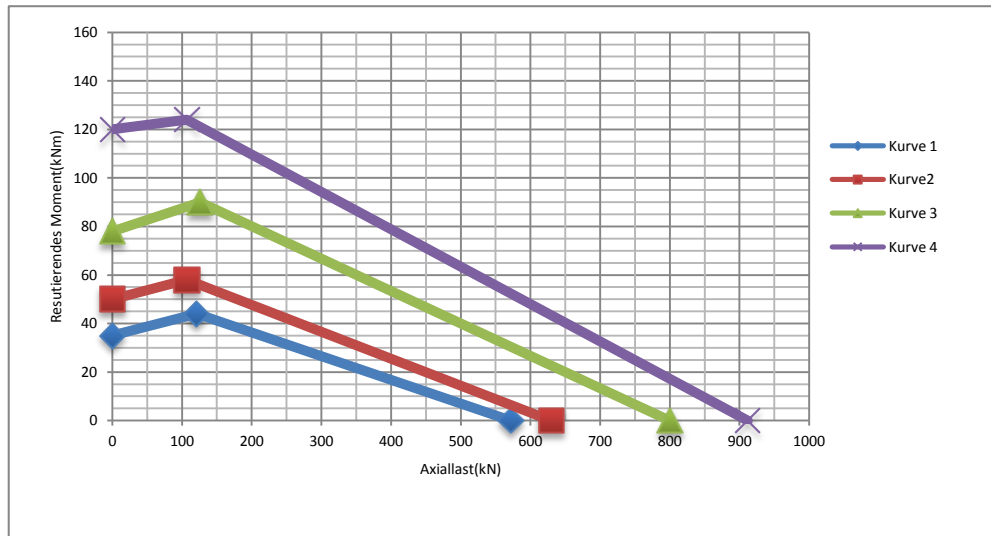




## Standard Slewing Bearings

CRB Type	Raceway diameter	Outer diameter	Inner diameter	Overall height	Weight	External bolt circle diameter	Number of external bolt holes	External holes diameter	Internal bolt circle diameter	Number of internal bolt holes	Internal holes diameter	Outer Diameter of inner ring	Inner Diameter of outer ring	Outer ring height	Inner ring height	Module	Number of teeth	Teeth width	Curve
	DL (mm)	Da/Zta (mm)	Di/Zti (mm)	H (mm)	G (kg)	La (mm)	na	B/M(mm)	Li (mm)	ni	B/M(mm)	O (mm)	U (mm)	H1(mm)	H2(mm)	m	z	b(mm)	
112.16.0400.001.5112	400	475	304	55	31	448	16	13,5	352	16	13,5	402	398	46	46	4	121	46	1
112.16.0450.001.5112	450	531	345	55	40	500	16	15,5	400	16	15,5	452	448	46	46	5	108	46	2
112.16.0560.001.5112	560	641	455	55	49	610	20	15,5	510	20	15,5	562	558	46	46	5	130	46	3
112.16.0630.001.5112	630	717	516	55	59	682	20	17,5	578	20	17,5	632	628	46	46	6	121	46	4
112.20.0380.101.5112	380	451/450	291/313	55	28	425	24	13,5	335	24	13,5	-	-	45	45	5	60	40	5
112.20.0450.001.5112	450	536	336	62	48	505	16	15,5	395	16	15,5	452	448	53	53	6	57	53	6
112.20.0489.101.5112	489	562/560	385/418	60	44	538	30	13,5	440	30	13,5	-	-	50	50	6	66	43	7
112.20.0560.001.5112	560	646	444	62	60	615	20	15,5	505	20	15,5	562	558	53	53	6	75	53	8
112.20.0630.001.5112	630	722	496	62	75	687	20	17,5	573	20	17,5	632	628	53	53	8	63	53	9
112.20.0710.001.5112	710	802	576	62	84	767	24	17,5	653	24	17,5	712	708	53	53	8	73	53	10
112.20.1075.111.5112	1075	1175/1165	961/1010	90	179	1134	36	17/M16	1040	36	M16	-	-	72	75	10	98	62	11

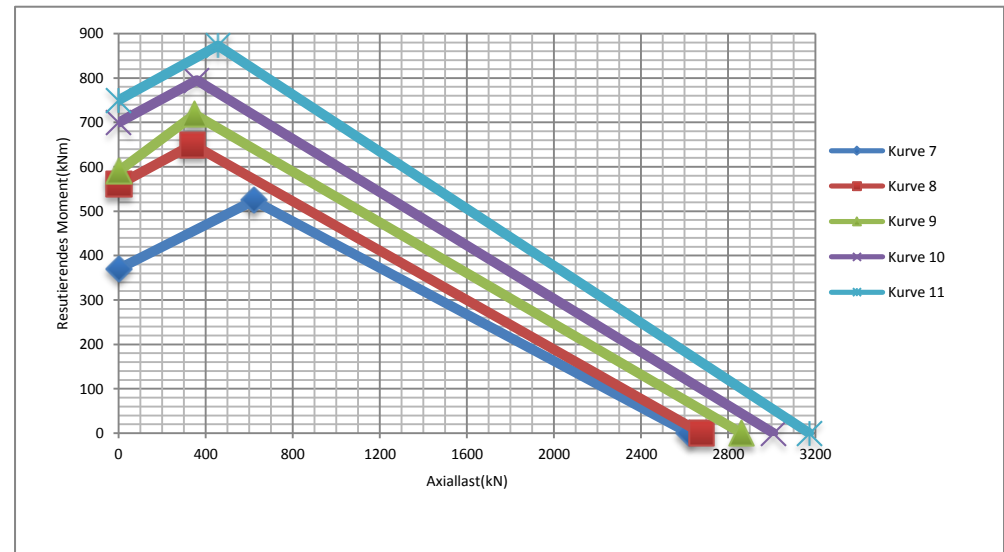
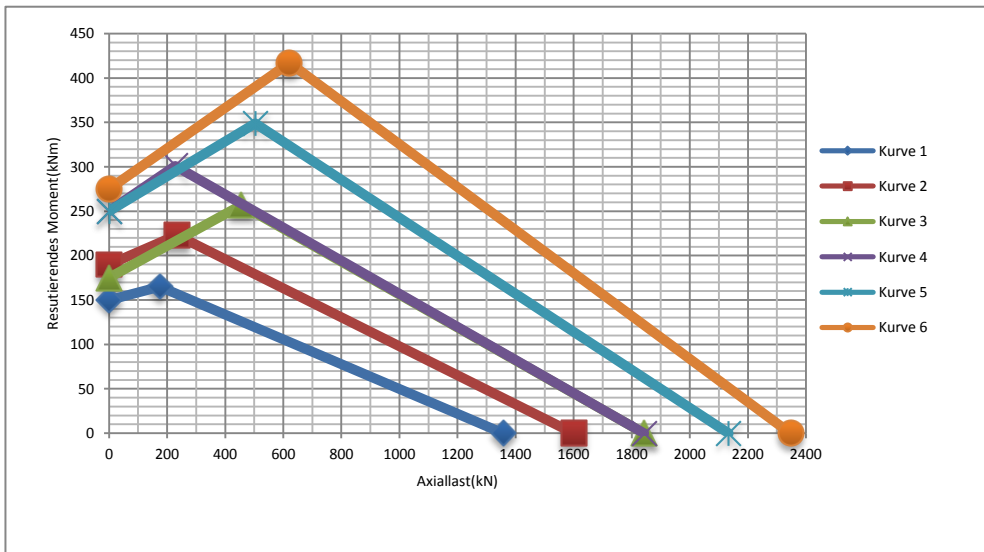
The standard centering are produced with IT9. If a higher precision is required, it is necessary to specify this with the order.



## Standard Slewing Bearings

CRB Type	Raceway diameter	Outer diameter	Inner diameter	Overall height	Weight	External bolt circle diameter	Number of external bolt holes	External holes diameter	Internal bolt circle diameter	Number of internal bolt holes	Internal holes diameter	Outer Diameter of inner ring	Inner Diameter of outer ring	Outer ring height	Inner ring height	Module	Number of teeth	Teeth width	Curve
	DL (mm)	Da/Zta (mm)	Di/Zti (mm)	H (mm)	G (kg)	La (mm)	na	B/M(mm)	Li (mm)	ni	B/M(mm)	O (mm)	U (mm)	H1(mm)	H2(mm)	m	z	b(mm)	
112.25.0573.101.5112	573	665/660	457/485	60	61	630	28	17,5	517	28	17,5	-	-	50	50	6	77	45	1
112.25.0673.101.5112	673	771/770	541/575	70	96	736	32	17,5	610	32	17,5	-	-	60	60	6	91	55	2
112.25.0764.001.5112	764	866	636	73	113	830	24	17,5	698	24	17,5	766	762	64	64	6	107	64	3
112.25.0770.101.5112	770	871/870	634/670	70	113	833	36	17,5	707	36	17,5	-	-	60	60	8	80	55	4
112.25.0886.001.5112	886	988	744	73	138	952	30	17,5	820	30	17,5	888	884	64	64	8	94	64	5
112.25.0980.001.5112	980	1082	840	73	152	1046	30	17,5	914	30	17,5	982	978	64	64	8	106	64	6
112.25.1077.001.5112	1077	1179	920	73	177	1143	36	17,5	1011	36	17,5	1079	1075	64	64	10	93	64	7
112.25.1120.001.5112	1120	1232	960	73	192	1188	36	22	1052	36	22	1122	1118	64	64	10	97	64	8
112.25.1180.001.5112	1180	1292	1020	73	202	1248	36	22	1112	36	22	1182	1178	64	64	10	103	64	9
112.25.1250.001.5112	1250	1362	1090	73	213	1318	40	22	1182	40	22	1252	1248	64	64	10	110	64	10
112.25.1320.001.5112	1320	1432	1140	73	240	1388	40	22	1252	40	22	1322	1318	64	64	12	96	64	11

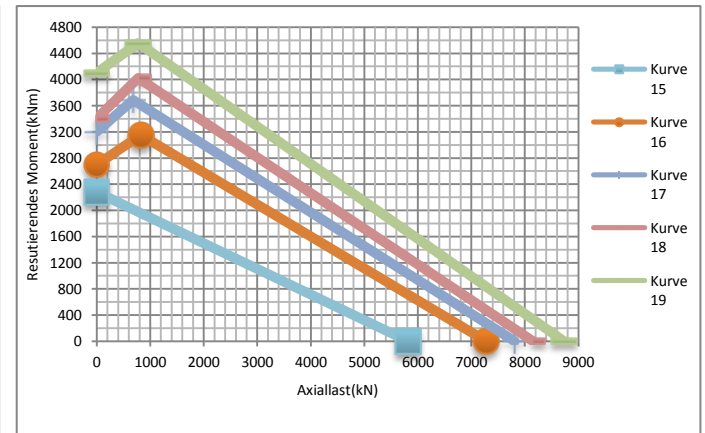
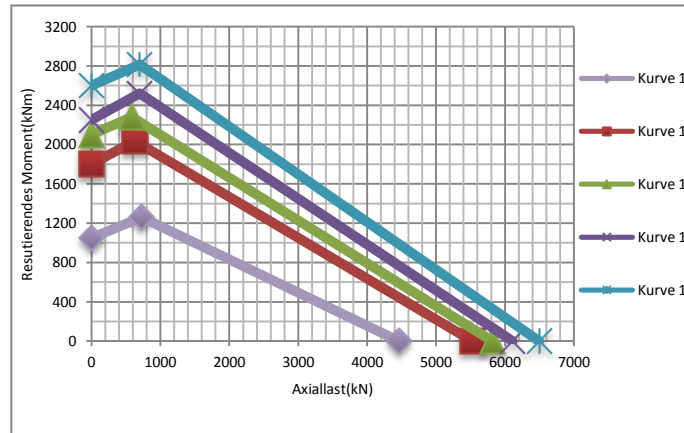
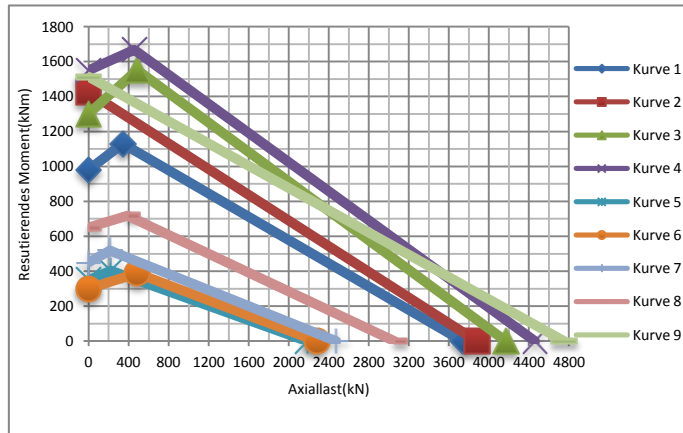
The standard centering are produced with IT9. If a higher precision is required, it is necessary to specify this with the order.



## Standard Slewing Bearings

CRB Type	Raceway diameter	Outer diameter	Inner diameter	Overall height	Weight	External bolt circle diameter	Number of external bolt holes	External holes diameter	Internal bolt circle diameter	Number of internal bolt holes	Internal holes diameter	Outer Diameter of inner ring	Inner Diameter of outer ring	Outer ring height	Inner ring height	Module	Number of teeth	Teeth width	Curve
	DL (mm)	Da/Zta (mm)	Di/Zti (mm)	H (mm)	G (kg)	La (mm)	na	B/M(mm)	Li (mm)	ni	B/M(mm)	O (mm)	U (mm)	H1(mm)	H2(mm)	m	z	b(mm)	
112.28.1400.001.5112	1400	1534	1200	80	330	1482	36	26	1318	36	26	1402	1398	71	71	12	101	71	1
112.28.1500.001.5112	1500	1634	1308	80	343	1582	40	26	1418	40	26	1502	1498	71	71	12	110	71	2
112.28.1600.001.5112	1600	1734	1386	80	391	1682	40	26	1518	40	26	1602	1598	71	71	14	100	71	3
112.28.1700.001.5112	1700	1834	1498	80	398	1782	44	26	1618	44	26	1702	1698	71	71	14	108	71	4
112.30.0849.101.5112	849	960/958	706/742	75	144	914	30	22	784	30	22	-	-	65	65	8	89	60	5
112.30.0885.121.5112	885	975/970	784/820	82	120	944	36	17	850	36	M16	-	-	70	67	8	100	62	6
112.30.0946.101.5112	946	1066/1065	785	85	190	1015	36	22	880	36	22	-	945	75	65	10	79	75	7
112.30.1140.101.5112	1140	1251/1250	979	91	238	1212	40	22	1068	40	22	-	1135	75	75	10	99	75	8
112.30.1304.101.5112	1304	1431/1340	1143	97	323	1380	48	22	1228	48	22	-	1298	85	82	10	115	85	9
112.36.1385.101.5112	1385	1530	1178	130	541	1480	36	26	1290	36	26	-	1360	107	107	12	100	100	10
112.36.1700.001.5112	1700	1870	1456	100	636	1805	32	33	1595	32	33	1702	1698	90	90	14	105	90	11
112.36.1800.001.5112	1800	1971	1554	100	675	1905	36	33	1695	36	33	1802	1798	90	90	14	112	90	12
112.36.1900.001.4112	1900	2071	1652	100	720	2005	36	33	1795	36	33	1902	1898	90	90	14	119	90	13
112.36.2000.001.4112	2000	2171	1764	100	731	2105	40	33	1895	40	33	2002	1998	90	90	14	127	90	14
112.40.1606.101.5112	1606	1770/1760	1375	150	802	1710	48	30	1500	48	30	-	1580	125	125	14	100	110	15
112.40.2000.001.4112	2000	2176	1744	108	832	2110	42	33	1890	42	33	2003	1997	98	98	16	110	98	16
112.40.2128.001.4112	2128	2304	1872	108	882	2238	48	33	2018	48	33	2113	2125	98	98	16	118	98	17
112.40.2240.001.4112	2240	2416	1984	108	932	2350	48	33	2130	48	33	2243	2237	98	98	16	125	98	18
112.40.2368.001.4112	2368	2544	2112	108	980	2478	56	33	2258	56	33	2371	2365	98	98	16	133	98	19

The standard centering are produced with IT9. If a higher precision is required, it is necessary to specify this with the order.



## Standard Slewing Bearings

CRB Type	Raceway diameter	Outer diameter	Inner diameter	Overall height	Weight	External bolt circle diameter	Number of external bolt holes	External holes diameter	Internal bolt circle diameter	Number of internal bolt holes	Internal holes diameter	Outer Diameter of inner ring	Inner Diameter of outer ring	Outer ring height	Inner ring height	Module	Number of teeth	Teeth width	Curve
	DL (mm)	Da/Zta (mm)	Di/Zti (mm)	H (mm)	G (kg)	La (mm)	na	B/M(mm)	Li (mm)	ni	B/M(mm)	O (mm)	U (mm)	H1(mm)	H2(mm)	m	z	b(mm)	
112.45.1830.101.5112	1830	2002/2000	1595/1665	150	951	1940	54	30	1720	54	30	-	-	125	125	14	115	115	1
112.45.2240.001.4112	2240	2423	1962	119	1100	2357	48	33	2123	48	33	2243	2237	109	109	18	110	109	2
112.45.2368.001.4112	2368	2549	2088	119	1160	2483	52	33	2249	52	33	2369	2363	109	109	18	117	109	3
112.45.2510.001.4112	2510	2693	2232	119	1231	2627	56	33	2393	56	33	2513	2507	109	109	18	125	109	4
112.45.2654.001.4112	2654	2837	2376	119	1302	2771	60	33	2537	60	33	2657	2651	109	109	18	133	109	5
112.50.2400.101.4112	2400	2590/2586	2110	160	1626	2520	80	30	2280	80	30	-	2392	145	135	18	118	145	6
112.50.2500.001.4112	2500	2691	2200	130	1423	2625	60	33	2375	60	33	2503	2497	120	120	20	111	120	7
112.50.2660.001.4112	2660	2851	2360	130	1515	2785	64	33	2535	64	33	2663	2657	120	120	20	119	120	8
112.50.2800.001.4112	2800	2991	2500	130	1588	2925	72	33	2675	72	33	2803	2797	120	120	20	126	120	9
112.50.3000.001.4112	3000	3191	2700	130	1706	3125	76	33	2875	76	33	3003	2997	120	120	20	136	120	10
112.55.1997.101.4112	1997	2190/2188	1731	144	1199	2130	72	30	1880	72	30	-	1990	132	127	16	109	132	11
112.60.2810.001.4112	2810	3020	2495	158	2154	2950	72	36	2670	72	36	-	-	148	140	20	126	148	12

The standard centering are produced with IT9. If a higher precision is required, it is necessary to specify this with the order.

