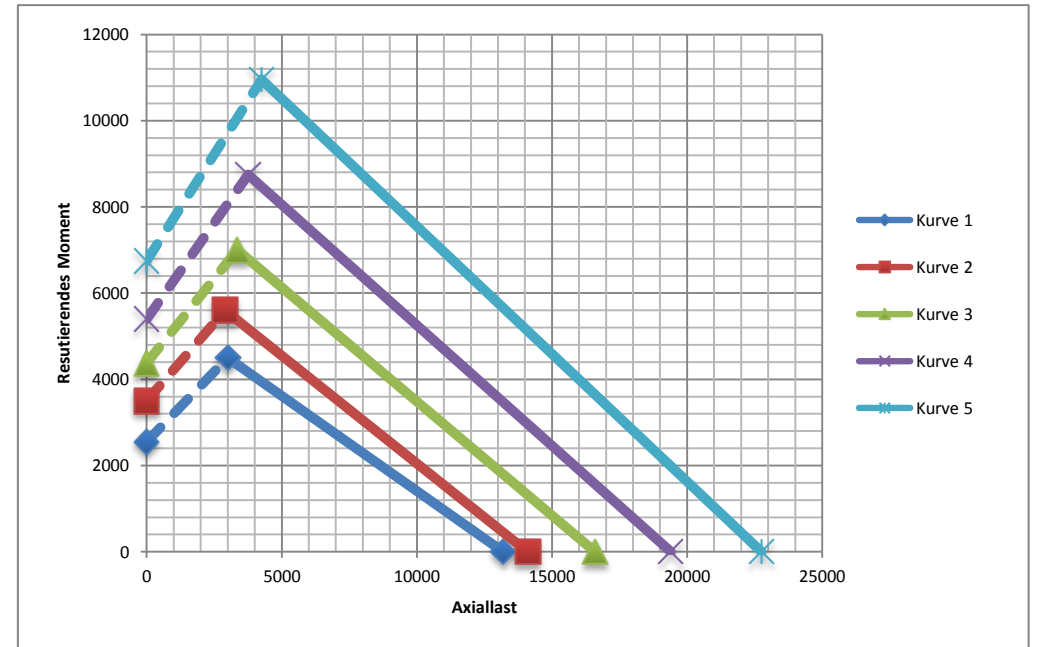
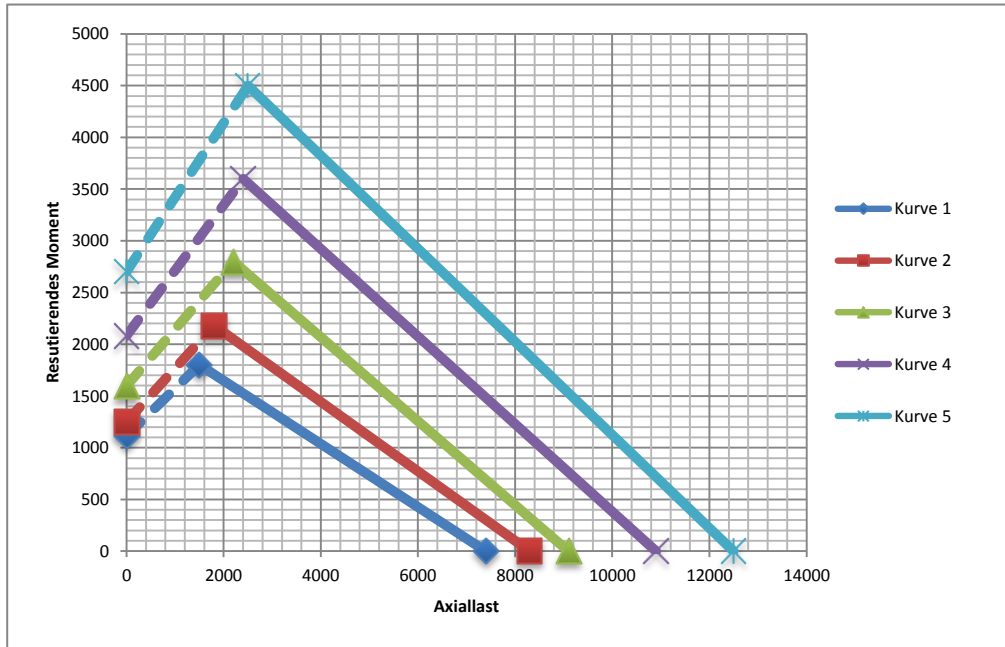


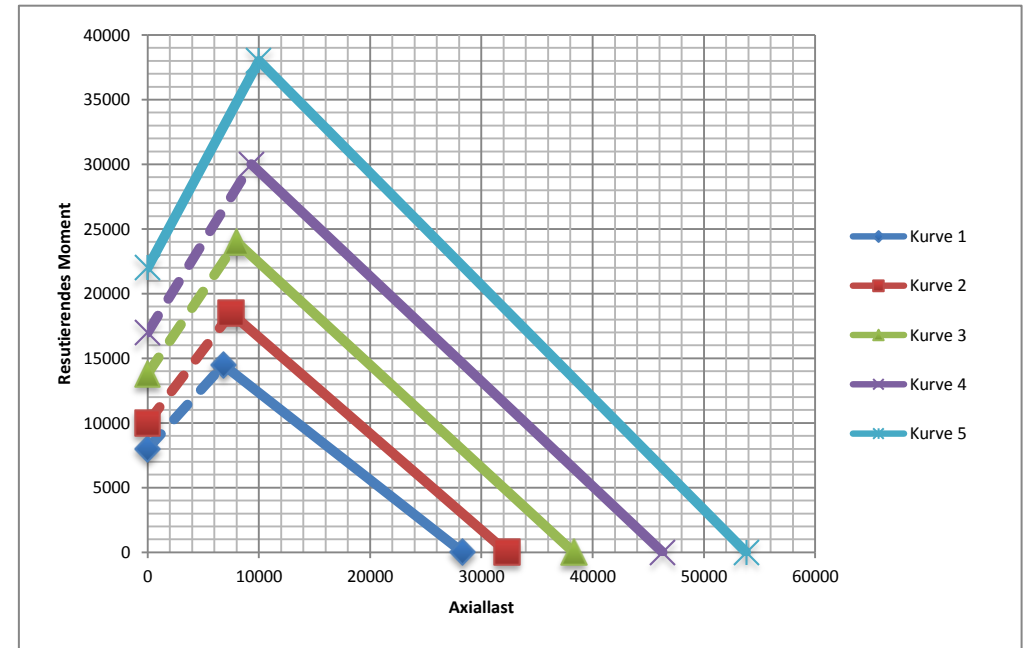
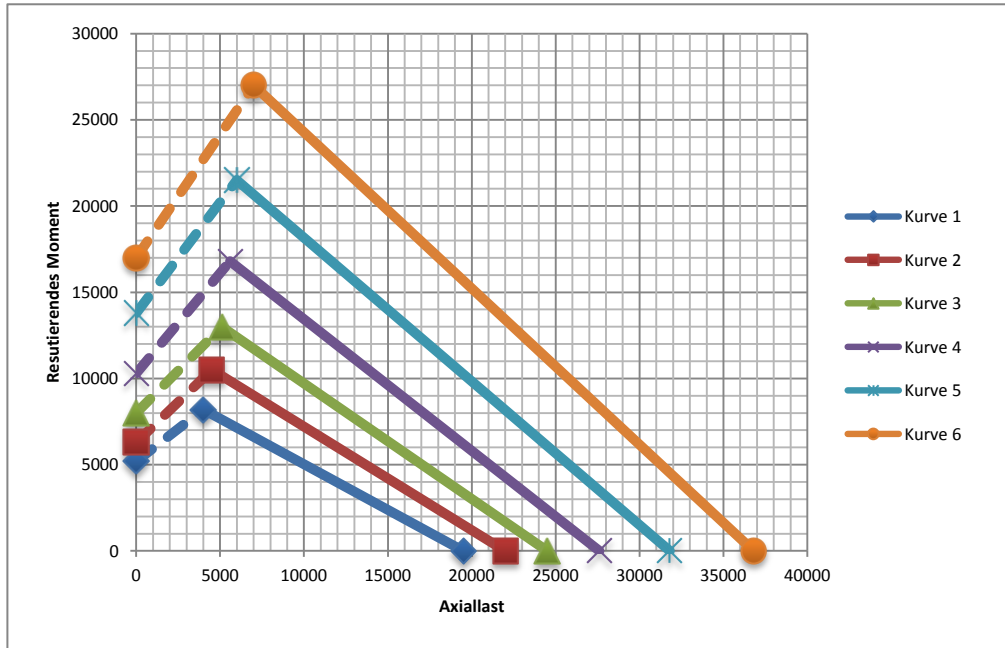
Standard Slewing Bearings

CRB Type	Raceway diameter	Outer diameter	Inner diameter	Overall height	Weight	External bolt circle diameter	Number of external bolt holes	External holes diameter	Internal bolt circle diameter	Number of internal bolt holes	Internal holes diameter	Outer Diameter of inner ring	Inner Diameter of outer ring	Outer ring height	Inner ring height	Module	Number of teeth	Teeth width	Curve
	DL (mm)	Da (mm)	Di (mm)	H (mm)	G (kg)	La (mm)	na	B/M(mm)	Li (mm)	ni	B/M(mm)	O (mm)	U (mm)	H1(mm)	H2(mm)	m	z	b(mm)	
131.20.1250.002.4112	1250	1461,6	1103	132	542	1355	36	26	1155	36	26	1280	1282	106	123	12	119	106	1 (left)
131.20.1400.002.4112	1400	1635,2	1253	132	646	1505	36	26	1305	36	26	1430	1432	106	123	14	114	106	2 (left)
131.20.1600.002.4112	1600	1831,2	1453	132	731	1705	40	26	1505	40	26	1630	1632	106	123	14	128	106	3 (left)
131.20.1800.002.4112	1800	2044,8	1653	132	844	1905	46	26	1705	46	26	1830	1832	106	123	16	125	106	4 (left)
131.20.2000.002.4112	2000	2236,8	1853	132	912	2105	54	26	1905	54	26	2030	2032	106	123	16	137	106	5 (left)
131.25.1800.002.4112	1800	2076,8	1619	147	1126	1925	36	33	1685	36	33	1836	1826	117	138	16	127	117	1 (right)
131.25.2000.002.4112	2000	2268,8	1819	147	1216	2125	44	33	1885	44	33	2036	2026	117	138	16	139	117	2 (right)
131.25.2240.002.4112	2240	2516,8	2059	147	1378	2366	48	33	2125	48	33	2276	2266	117	138	18	137	117	3 (right)
131.25.2500.002.4112	2500	2786,4	2319	147	1567	2625	54	33	2385	54	33	2536	2526	117	138	18	152	117	4 (right)
131.25.2800.002.4112	2800	3096	2619	147	1785	2925	60	33	2685	60	33	2836	2826	117	138	20	152	117	5 (right)



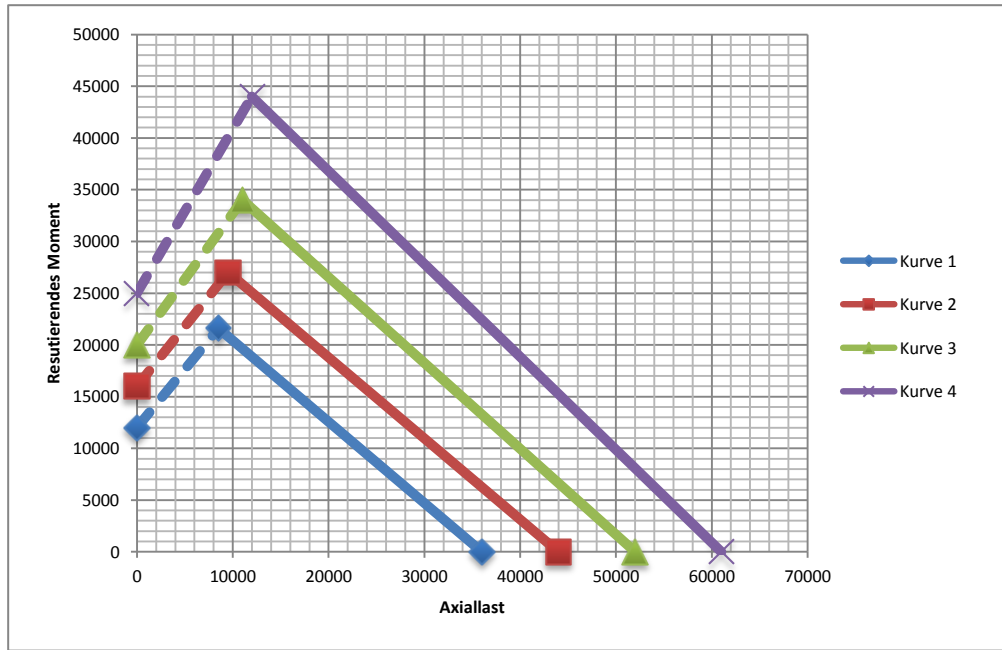
Standard Slewing Bearings

CRB Type	Raceway diameter	Outer diameter	Inner diameter	Overall height	Weight	External bolt circle diameter	Number of external bolt holes	External holes diameter	Internal bolt circle diameter	Number of internal bolt holes	Internal holes diameter	Outer Diameter of inner ring	Inner Diameter of outer ring	Outer ring height	Inner ring height	Module	Number of teeth	Teeth width	Curve
	DL (mm)	Da (mm)	Di (mm)	H (mm)	G (kg)	La (mm)	na	B/M(mm)	Li (mm)	ni	B/M(mm)	O (mm)	U (mm)	H1(mm)	H2(mm)	m	z	b(mm)	
131.32.2240.002.4112	2240	2552,4	2022	181	1975	2395	40	39	2100	40	39	2281	2270	139	172	18	139	139	1 (left)
131.32.2500.002.4112	2500	2822,4	2282	181	2260	2655	44	39	2360	44	39	2541	2530	139	172	18	154	139	2 (left)
131.32.2800.002.4112	2800	3136	2582	181	2576	2955	48	39	2660	48	39	2841	2830	139	172	20	154	139	3 (left)
131.32.3150.002.4112	3150	3476	2932	181	2828	3305	56	39	3010	56	39	3191	3180	139	172	20	171	139	4 (left)
131.32.3550.002.4112	3550	3889,6	3332	181	3249	3705	66	39	3410	66	39	3591	3580	139	172	22	174	139	5 (left)
131.32.4000.002.4112	4000	4351,6	3782	181	3752	4155	72	39	3860	72	39	4041	4030	139	172	20	195	139	6 (left)
131.40.2800.002.4112	2800	3136	2562	220	3267	2965	48	39	2640	48	39	2850	2837	170	210	20	154	170	1 (right)
131.40.3150.002.4112	3150	3515,6	2912	220	3812	3315	56	39	2900	56	39	3200	3187	170	210	22	157	170	2 (right)
131.40.3550.002.4112	3550	3911,6	3312	220	4255	3715	66	39	3390	66	39	3600	3587	170	210	22	175	170	3 (right)
131.40.4000.002.4112	4000	4363,2	3762	220	4805	4165	72	39	3840	72	39	4050	4037	170	210	24	179	170	4 (right)
131.40.4500.002.4112	4500	4867,2	4262	220	5410	4665	84	39	4340	84	39	4550	4537	170	210	24	200	170	5 (right)



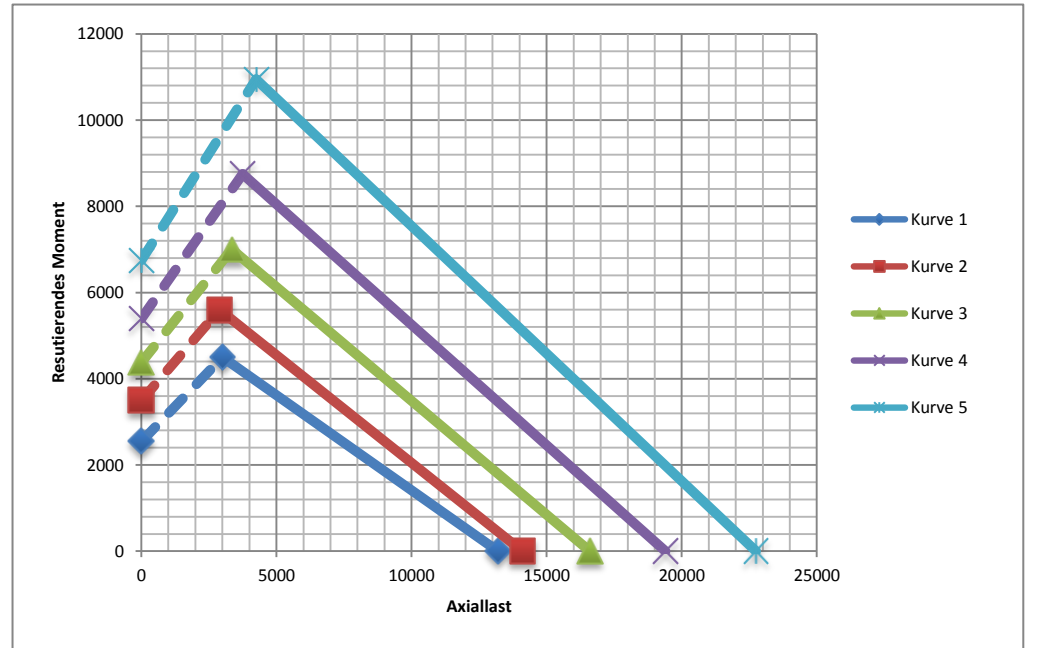
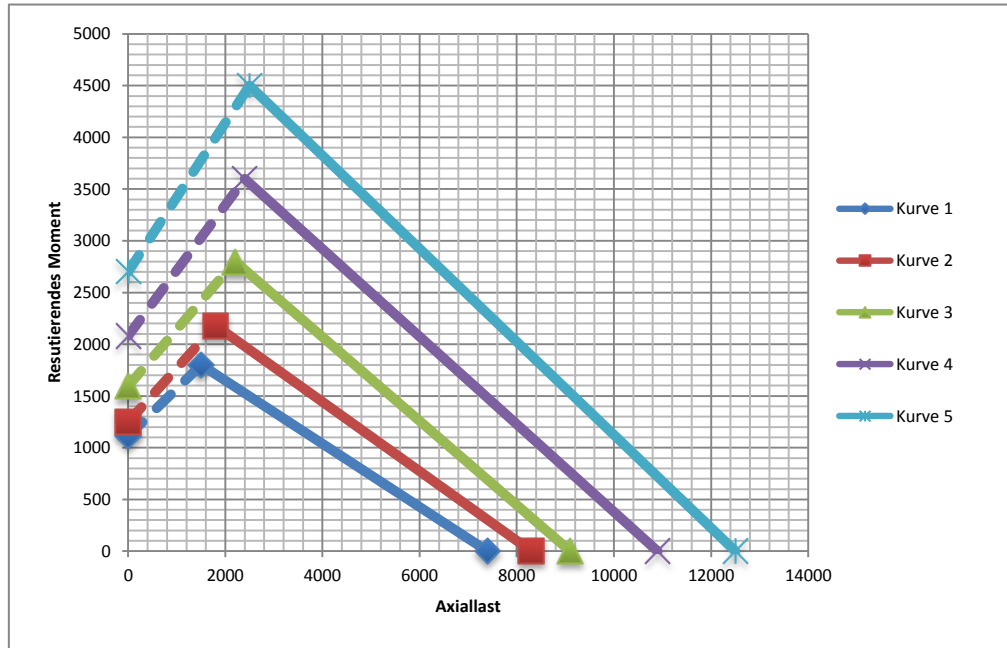
Standard Slewing Bearings

CRB Type	Raceway diameter	Outer diameter	Inner diameter	Overall height	Weight	External bolt circle diameter	Number of external bolt holes	External holes diameter	Internal bolt circle diameter	Number of internal bolt holes	Internal holes diameter	Outer Diameter of inner ring	Inner Diameter of outer ring	Outer ring height	Inner ring height	Module	Number of teeth	Teeth width	Curve
	DL (mm)	Da (mm)	Di (mm)	H (mm)	G (kg)	La (mm)	na	B/M(mm)	Li (mm)	ni	B/M(mm)	O (mm)	U (mm)	H1(mm)	H2(mm)	m	z	b(mm)	
131.50.3150.002.4112	3150	3571,2	2885	268	5298	3350	48	39	2975	48	39	3210	3196	203	258	24	146	203	1 (left)
131.50.3550.002.4112	3550	3955,2	3285	268	5830	3750	54	39	3375	54	39	3610	3596	203	258	24	162	203	2 (left)
131.50.4000.002.4112	4000	4411,2	3735	268	6578	4200	60	39	3825	60	39	4060	4046	203	258	24	181	203	3 (left)
131.50.4500.002.4112	4500	4915,2	4235	268	7456	4700	68	39	4325	68	39	4560	4546	203	258	24	202	203	4 (left)
131.50.4750.002.4112	4750	5179,2	4485	268	7870	4950	76	45	4575	76	45	4810	4796	203	258	24	213	203	1 (right)
131.50.5000.002.4112	5000	5419,2	4735	268	8259	5200	78	45	4825	78	45	5060	5046	203	258	24	222	203	2 (right)
131.50.5600.002.4112	5600	6019,2	5335	268	9448	5800	90	45	5425	90	45	5660	5646	203	258	24	248	203	3 (right)
131.50.6300.002.4112	6300	6715,2	6035	268	10536	6500	100	45	6125	100	45	6360	6346	203	258	24	276	203	4 (right)
131.50.6375.002.4112	6375	7147,2	6470	268	11200	6935	108	45	6560	108	45	6795	6781	203	258	24	295	203	5 (right)



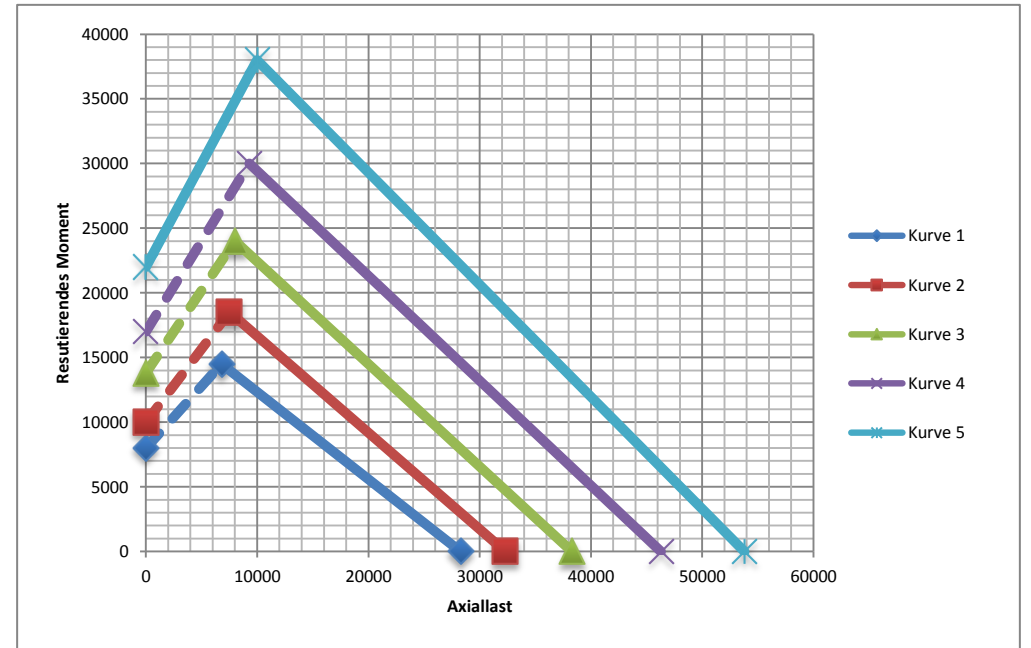
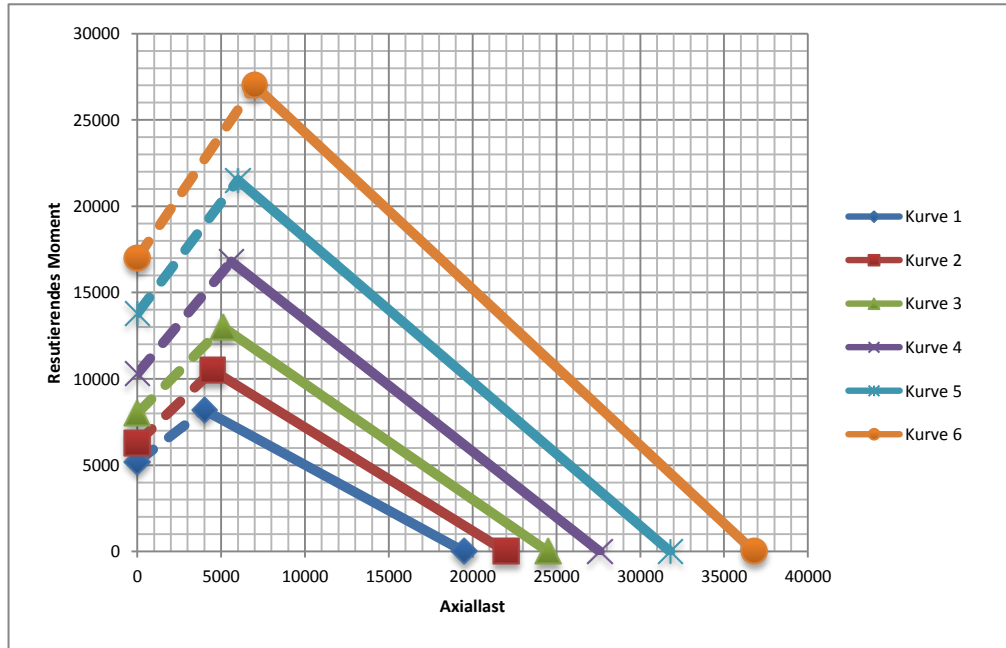
Standard Slewing Bearings

CRB Type	Raceway diameter	Outer diameter	Inner diameter	Overall height	Weight	External bolt circle diameter	Number of external bolt holes	External holes diameter	Internal bolt circle diameter	Number of internal bolt holes	Internal holes diameter	Outer Diameter of inner ring	Inner Diameter of outer ring	Outer ring height	Inner ring height	Module	Number of teeth	Teeth width	Curve
	DL (mm)	Da (mm)	Di (mm)	H (mm)	G (kg)	La (mm)	na	B/M(mm)	Li (mm)	ni	B/M(mm)	O (mm)	U (mm)	H1(mm)	H2(mm)	m	z	b(mm)	
132.20.1250.002.4112	1250	1397	1032	132	539	1345	36	26	1145	36	26	1219	1218	106	123	12	87	106	1 (left)
132.20.1400.002.4112	1400	1547	1162	132	630	1495	36	26	1295	36	26	1369	1368	106	123	14	84	106	2 (left)
132.20.1600.002.4112	1600	1747	1372	132	705	1695	40	26	1495	40	26	1569	1568	106	123	14	99	106	3 (left)
132.20.1800.002.4112	1800	1947	1552	132	829	1895	46	26	1695	46	26	1769	1768	106	123	16	98	106	4 (left)
132.20.2000.002.4112	2000	2147	1760	132	902	2095	54	26	1895	54	26	1969	1968	106	123	16	111	106	5 (left)
132.25.1800.002.4112	1800	1981	1520	147	1101	1915	36	33	1675	36	33	1763	1774	117	138	16	96	117	1 (right)
132.25.2000.002.4112	2000	2181	1728	147	1202	2115	44	33	1875	44	33	1963	1974	117	138	16	109	117	2 (right)
132.25.2240.002.4112	2240	2421	1944	147	1406	2355	48	33	2115	48	33	2203	2214	117	138	18	109	117	3 (right)
132.25.2500.002.4112	2500	2681	2214	147	1545	2615	54	33	2375	54	33	2463	2474	117	138	18	124	117	4 (right)
132.25.2800.002.4112	2800	2981	2500	147	1767	2915	60	33	2675	60	33	2763	2774	117	138	20	126	117	5 (right)



Standard Slewing Bearings

CRB Type	Raceway diameter	Outer diameter	Inner diameter	Overall height	Weight	External bolt circle diameter	Number of external bolt holes	External holes diameter	Internal bolt circle diameter	Number of internal bolt holes	Internal holes diameter	Outer Diameter of inner ring	Inner Diameter of outer ring	Outer ring height	Inner ring height	Module	Number of teeth	Teeth width	Curve
	DL (mm)	Da (mm)	Di (mm)	H (mm)	G (kg)	La (mm)	na	B/M(mm)	Li (mm)	ni	B/M(mm)	O (mm)	U (mm)	H1(mm)	H2(mm)	m	z	b(mm)	
132.32.2240.002.4112	2240	2458	1908	181	2010	2380	40	39	2085	40	39	2199	2210	139	172	18	107	139	1 (left)
132.32.2500.002.4112	2500	2718	2178	181	2210	2640	44	39	2345	44	39	2459	2470	139	172	18	122	139	2 (left)
132.32.2800.002.4112	2800	3018	2460	181	2542	2940	48	39	2645	48	39	2759	2770	139	172	20	124	139	3 (left)
132.32.3150.002.4112	3150	3368	2820	181	2807	3290	56	39	2995	56	39	3109	3120	139	172	20	142	139	4 (left)
132.32.3550.002.4112	3550	3768	3190	181	3303	3690	66	39	3395	66	39	3509	3520	139	172	22	146	139	5 (left)
132.32.4000.002.4112	4000	4218	3652	181	3664	4140	72	39	3845	72	39	3959	3970	139	172	20	167	139	6 (left)
132.40.2800.002.4112	2800	3038	2460	220	3213	2960	48	39	2635	48	39	2750	2763	170	210	20	124	170	1 (right)
132.40.3150.002.4112	3150	3388	2794	220	3683	3310	56	39	2985	56	39	3100	3113	170	210	22	128	170	2 (right)
132.40.3550.002.4112	3550	3788	3190	220	4171	3710	66	39	3385	66	39	3500	3513	170	210	22	146	170	3 (right)
132.40.4000.002.4112	4000	4238	3264	220	4810	4160	72	39	3835	72	39	3950	3963	170	210	24	152	170	4 (right)
132.40.4500.002.4112	4500	4738	4128	220	5367	4660	84	39	4335	84	39	4450	4463	170	210	24	173	170	5 (right)



Standard Slewing Bearings

CRB Type	Raceway diameter	Outer diameter	Inner diameter	Overall height	Weight	External bolt circle diameter	Number of external bolt holes	External holes diameter	Internal bolt circle diameter	Number of internal bolt holes	Internal holes diameter	Outer Diameter of inner ring	Inner Diameter of outer ring	Outer ring height	Inner ring height	Module	Number of teeth	Teeth width	Curve
	DL (mm)	Da (mm)	Di (mm)	H (mm)	G (kg)	La (mm)	na	B/M(mm)	Li (mm)	ni	B/M(mm)	O (mm)	U (mm)	H1(mm)	H2(mm)	m	z	b(mm)	
132.50.3150.002.4112	3150	3415	2736	268	5128	3325	48	39	2950	48	39	3090	3104	203	258	24	115	203	1 (left)
132.50.3550.002.4112	3550	3815	3120	268	5912	3725	54	39	3350	54	39	3490	3504	203	258	24	131	203	2 (left)
132.50.4000.002.4112	4000	4265	3576	268	6623	4175	60	39	3800	60	39	3940	3954	203	258	24	150	203	3 (left)
132.50.4500.002.4112	4500	4765	4080	268	7427	4675	68	39	4300	68	39	4440	4454	203	258	24	171	203	4 (left)
132.50.4750.002.4112	4750	5015	4320	268	7840	4925	76	45	4550	76	45	4690	4704	203	258	24	181	203	1 (right)
132.50.5000.002.4112	5000	5265	4584	268	8182	5175	78	45	4800	78	45	4940	4954	203	258	24	192	203	2 (right)
132.50.5600.002.4112	5600	5865	5184	268	9317	5775	90	45	5400	90	45	5540	5554	203	258	24	217	203	3 (right)
132.50.6300.002.4112	6300	6565	5880	268	10555	6475	100	45	6100	100	45	6240	6254	203	258	24	246	203	4 (right)
132.50.6375.002.4112	6375	7000	6312	268	11330	6910	108	45	6535	108	45	6675	6689	203	258	24	264	203	5 (right)

